



**BRAGA**  
ILLUMINAZIONE

Astro\_392  
-  
Bend\_358  
Bit 24V\_418  
Bon Ton\_106  
-  
Candy\_278  
Cannula\_374  
Corner\_272  
Cristalli\_250  
Cubo\_388  
-  
Desk\_276  
Digit\_236  
Dune\_338  
-  
Eclettica\_92  
Eclissi\_134  
Edison\_404  
Elle\_182  
-  
Flat\_54  
Flexy\_414  
-  
Gamma\_264  
Geo\_314  
Glass LED\_396  
Greka\_324  
-  
Keplero 24V\_416  
-  
Link\_170  
Lithos\_360  
Loop\_10  
Loto\_378  
-  
Metrica\_240  
-  
Nuvola\_290  
Orchestra\_410  
Orione\_424  
-  
Pattern\_242

Pianeta\_298  
Puzzle\_286  
-  
Queso\_400  
-  
Ray\_222  
Reed\_372  
Rotary\_302  
Round\_154  
-  
Scia\_192  
Sfera\_344  
Slant\_228  
Spira\_146  
Square\_394  
Syrio\_166  
-  
Tape\_210  
Tibet\_320  
Tile\_354  
Time\_308  
Traccia\_230  
Truciololo\_364  
-  
Ufo 230V\_422  
Up & Down\_116  
-  
Virgola\_398  
Volta\_384

561/S30\_339,340  
561/S40\_339,340,342  
561/S50\_340,341  
561/S70\_338,340  
561/S80\_340  
566/A\_412,413  
566/S-1\_411  
566/S-2\_410,411  
566/S-3\_411  
582/A\_398,399  
582/A-V\_399  
583/S30\_331  
583/S40\_331  
583/S50\_331  
583/S70\_331  
583/S80\_331  
2000\_424,425  
2001\_425  
2003\_426,427  
2003/CS\_427  
2010/A\_386,387  
2010/A40\_385,387  
2010/A60\_384,387  
2013/PL-1\_392,393  
2013/PL-2\_392,393  
2013/PL-4\_392,393  
2023\_416,417  
2028/A\_414,415  
2028/L\_415  
2036/A\_388,391  
2036/A1\_390,391  
2036/A2\_389,391  
2041/A\_394,395  
2041/A1\_395  
2046\_422,423  
2047/A\_234,235  
2047/A1\_235  
2051/PL36\_257  
2051/PL50\_256,257,258  
2051/PL60\_255,257  
2051/PL80\_254,259  
2051/PL110\_259  
2051/S50\_260,261  
2051/S80\_260,262  
2051/S110\_260  
2052/PL36\_253  
2052/PL50\_250,251,253  
2052/PL60\_253  
2052/PL80\_259  
2052/PL110\_252,259  
2052/S50\_263  
2052/S80\_263  
2052/S110\_263  
2053/AP-F\_231,232  
2053/AP-R\_231,233  
2053/T1A\_230,231  
2053/T2B19\_230,231  
2068/A3\_237,239  
2068/PL80\_239  
2068/PL125\_238,239  
2068/S\_236,239  
2071/PL27/13\_277

2071/PL38\_276,277  
2071/PL60\_277  
2075/1-37\_418,419  
2075/1-75\_419,421  
2075/2-37\_418,419  
2075/2-75\_419,421  
2076/S\_240,241  
2078/3\_379,381  
2078/A\_382,383  
2078/PL\_380,381  
2078/S\_378,381  
2080/A\_270,271  
2080/A2\_268,269,271  
2080/PL50\_266,271  
2080/PL65\_267,271  
2080/PL90\_265,271  
2080/S\_264,271  
2081/PL20\_397  
2081/PL30\_397  
2081/PL40\_396,397  
2081/PL50\_397  
2081/PL60\_397  
2083/A\_367,369  
2083/L\_368,369  
2083/T\_364,365,366,369  
2084/L70\_370,371  
2084/T\_369  
2087/A\_336,337  
2087/N\_334,335  
2087/R\_330,334  
2087/R6\_332,335  
2087/R12\_335  
2087/S1-9\_330,332,334,335  
2087/S16-9\_335  
2087/S30\_325,328,329  
2087/S40\_327,328  
2087/S50\_324,328  
2087/S70\_325,326,328  
2087/S80\_328  
2089/A2\_187,191  
2089/A70\_183,185  
2089/A110\_185,186  
2089/PL70\_182,185  
2089/PL110\_184,185  
2089/S\_191  
2089/S2\_190,191  
2089/T\_188,189,191  
2092/A2\_297  
2092/L\_294,295,296  
2092/PL35\_292,295  
2092/PL45\_295  
2092/PL60\_291,295  
2092/PL70\_290,293,295  
2094/N\_402,403  
2094/R\_402  
2094/R6\_403  
2094/R12\_403  
2094/S1\_400,403  
2094/SM\_402,403  
2095/PL36\_245,246  
2095/PL50\_242,244,245,247  
2095/PL60\_245



























































































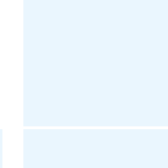












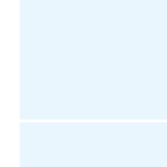




























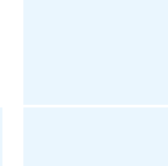



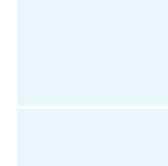

















2095/PL80\_243,245  
2095/S50\_248  
2095/S80\_248,249  
2096/T\_372,373  
2100/S30\_343  
2100/S40\_343  
2100/S50\_343  
2100/S70\_343  
2100/S80\_343  
2101/PL38\_275  
2101/PL50\_272,275  
2101/PL60\_273,275  
2101/S50\_274,275  
2102/T\_374,376,377  
2103/T\_375,377  
2106/PL45\_299,301  
2106/PL60\_300,301  
2106/PL80\_298,301  
2107/A1\_313  
2107/A2\_309,310,311,313  
2107/L\_312,313  
2107/PL40\_313  
2107/PL50\_313  
2107/PL80\_308,313  
2108/A\_348,349  
2108/L\_345,349  
2108/N\_352  
2108/PL3\_346,349  
2108/PL4\_344,349  
2108/R6\_352  
2108/R12\_352  
2108/S1\_347,349,352  
2108/S4\_350,351  
2108/SM\_352,353  
2111/PL50\_286,287,288,289  
2111/PL60\_287,288,289  
2112/T\_360,361,362,363  
2113/N\_409  
2113/R6\_409  
2113/R12\_409  
2113/S1\_405,408,409  
2113/SM\_404,406,407,409  
2116/A\_306,307  
2116/PL35\_304,305  
2116/PL50\_303,305  
2116/PL60\_302,305  
2117/S38\_320,322,323  
2117/S45\_322,323  
2117/S60\_321,322,323  
2118/A1\_282,283,285  
2118/L\_285  
2118/PL30\_279,281,284  
2118/PL40\_281  
2118/PL55\_280,281  
2118/PL70\_278,281  
2121/S1\_356,357  
2121/S2\_354,357  
2121/T\_355,357  
2123/PL40\_318,319  
2123/PL50\_319  
2123/PL60\_315,319  
2123/S40\_316









































2123/S50\_316,317  
2123/S60\_314,316  
2124/S\_358,359  
2125/A2\_224,225,226  
2125/L\_226,227  
2125/PL70\_222,226  
2125/PL90\_223,226  
2127/A1\_203,207  
2127/A2\_206,207  
2127/L\_202,205  
2127/PL\_193,195  
2127/PL1\_199,208  
2127/PL2\_200,201,208  
2127/PL3\_204,208,209  
2127/PL50\_196,205  
2127/PL60\_197,198,205  
2127/PL110-2\_208  
2127/S\_194,195  
2127/S3\_192,195  
2129/A45\_53  
2129/A60\_52,53  
2129/R1-35\_12,14  
2129/R1-60\_17,20,23  
2129/R1-100\_18,23,25  
2129/R1-150\_25,26  
2129/R2\_32  
2129/R3\_32  
2129/R40\_31  
2129/R60-42,43,44,45  
2129/PL75\_44,45  
2129/R220-35\_12,14  
2129/R220-60\_17,20,23  
2129/R220-100\_18,23,25  
2129/R260-150\_25,26  
2129/R260-200\_26  
2129/R350\_31  
2129/R440\_31  
2129/R40-200\_26  
2129/R-S-G\_29  
2129/S1\_46,48  
2129/S2\_47,49  
2129/S40-1\_12  
2129/S40-2\_20  
2129/S50-1\_14  
2129/S50-2\_13,23  
2129/S60-1\_14  
2129/S60-2\_23  
2129/S75-1\_17  
2129/S75-2\_25  
2129/S90-1\_17  
2129/S90-2\_25,27  
2129/S120-1\_18  
2129/S120-2\_26  
2129/S150-1\_18  
2129/S150-2\_26  
2129/T\_50,51  
2129/TR50\_38,39  
2129/TR60\_39  
2129/TR75\_38,39  
2129/TR90\_38  
2129/TR120\_13,36,37  
2129/TR150\_36





























































2130/PL60\_152,153  
2130/PL75\_153  
2130/S60\_146,147,148,149,151  
2130/S75\_149  
2130/S90\_146,147,150  
2130/S110\_146,150  
2131/S60-1\_156  
2131/S60-2\_156  
2131/S80-1\_156  
2131/S80-2\_156  
2131/TR60\_161  
2131/TR80\_160,161  
2132/PL125\_164,165  
2132/S125-1\_159  
2132/S125-2\_159  
2132/TR125\_162,163  
2133/A1\_218,221  
2133/A2\_216,219,221  
2133/L\_220,221  
2133/PL3\_217,221  
2133/PLS-5\_211  
2133/PLS-7\_210,211  
2133/PLS-11\_211  
2133/R\_212,214,215  
2133/S1\_215  
2133/SM\_212,213,214,215  
2133/N\_102,111,113,123,215,429  
2134/S50-2\_35  
2134/S60-2\_35  
2134/S75-2\_35  
2134/S90-2\_35/S55  
2135/S\_168,169  
2135/S2\_169  
2136/A25\_86,87  
2136/L\_90,91  
2136/PL50\_84  
2136/PL60\_82,84  
2136/PL75\_83,84  
2136/PL90\_84,85  
2136/S65-1\_81  
2136/S65-2\_81  
2136/S80-1\_81  
2136/S80-2\_81  
2136/S110-1\_78  
2136/S110-2\_78  
2136/T\_88,89  
2137/AP20\_72,74  
2137/AP45\_74  
2137/AP54\_73,74,75  
2137/S55-1\_58  
2137/S55-2\_58  
2137/S75-1\_58  
2137/S75-2\_58  
2137/S90-1\_60  
2137/S90-2\_60  
2137/S120-1\_60  
2137/S120-2\_60  
2137/S140-1\_64  
2137/S140-2\_64  
2137/TR55\_70,71

2137/TR75\_71  
2137/TR90\_71  
2137/TR120\_71  
2138/PL-79\_67  
2138/PL-109\_67  
2138/PL-129\_66  
2138/PL-141\_66,67,69  
2138/S141-1\_64  
2138/S141-2\_64  
2138/S79-1\_61  
2138/S79-2\_61  
2138/S109-1\_61  
2138/S109-2\_61  
2138/S129-1\_63  
2138/S129-2\_63  
2138/TR-79\_68  
2138/TR-109\_68  
2138/TR-129\_68  
2138/TR-141\_68  
2139/A70\_176,177,179  
2139/A110\_176,177  
2139/A170\_176,177  
2139/A245\_176,177  
2139/CAB\_175  
2139/P-S140\_174,175  
2139/P-S200\_174,175,179  
2139/R1-60\_173  
2139/R1-110\_173,178  
2139/R140\_173  
2139/S70\_171,172  
2139/S110\_171,172  
2139/S170\_171,172  
2139/S245\_171,178  
2140/A25\_136,137  
2140/PL40\_137  
2140/PL55\_135,137  
2140/PL75\_137  
2140/PL85\_137  
2140/PL100\_134,137,139  
2140/S25\_138  
2140/S40\_138  
2140/S55\_138  
2140/S75\_141  
2140/S85\_140,141  
2140/S100\_141  
2141/70\_181  
2141/110\_181  
2141/170\_181  
2141/R440-100\_181  
2143/S\_166,167  
2143/S2\_167  
2144/1\_93,94,95,97,104  
2144/2\_93,94,95,97,105  
2144/3\_93,94,95,97,103  
2144/4\_93,94,95,97,100  
2145/PL50/3\_102,111,123,430  
2145/PL80/5\_102,111,123,430  
2145/PL80/7\_94,102,109,111,122,123,430  
2145/PL110/11\_102,111,123,430  
2146/A\_102,104,105,110,111,

114,123,130,430  
2146/R1\_100,101,102,111,117,119,120,121,123,124,125,127,430  
2146/R6\_99,102,111,113,123,430  
2146/R12\_102,111,123,429  
2146/PL3\_102,106,111,123,430  
2146/PL4\_95,102,111,123,126,430  
2146/PL5\_102,107,111,123,430  
2146/PL7\_102,111,123,430  
2146/PL11\_93,102,111,123,430  
2147/50\_102,111,123,430  
2147/100\_102,111,123,430  
2147/150\_102,103,111,116,123,430  
2147/200\_102,111,123,430  
2147/250\_102,111,123,430  
2148/T\_228,229  
2148/T-D\_229  
2149/A25\_143,145  
2149/PL40\_143  
2149/PL55\_142,143  
2149/PL75\_143  
2149/PL85\_143  
2149/PL100\_143  
2149/S25\_144  
2149/S40\_144  
2149/S55\_144  
2149/S75\_144  
2149/S85\_144  
2149/S100\_144  
2150/1\_116,118,120,122,126,128,129,130,133  
2150/2\_116,118,122,125,127,129,132,133  
2150/3\_116,117,118,119,120,121,122,126,128,129,130,133  
2150/4\_116,117,118,124,127,129,133  
2150/5\_133  
2150/PL\_128,129  
2150/PL3\_128,129  
2150/S\_118,121,122,124,125,126,130,132  
2150/S2\_116,117,118,119,120,126,127  
2150/T1\_132,133  
2151/1\_98,99  
2151/2\_98,99  
2151/3\_98,99  
2151/4\_98,99  
2151/5\_98,101  
2152/1\_108  
2152/2\_108  
2153/1\_112  
2153/2\_112

	LAMPADA DA PARETE <i>WALL LAMP</i>	LAMPADA DA PLAFONE <i>CEILING LAMP</i>	LAMPADA DA SOSPENSIONE <i>SUSPENSION</i>	LAMPADA DA TERRA <i>FLOOR LAMP</i>	LAMPADA DA TAVOLO <i>TABLE LAMP</i>	LAMPADA DA INCASSO <i>RECESSED SPOT</i>	TESATE <i>WIRE SYSTEM</i>	TESATE <i>WIRE SYSTEM</i>	LAMPADA DA INCASSO <i>RECESSED SPOT</i>	LAMPADA DA TAVOLO <i>TABLE LAMP</i>	LAMPADA DA TERRA <i>FLOOR LAMP</i>	LAMPADA DA SOSPENSIONE <i>SUSPENSION</i>	LAMPADA DA PLAFONE <i>CEILING LAMP</i>	LAMPADA DA PARETE <i>WALL LAMP</i>
	A	PL	S	T	L					L	T	S	PL	A
<b>LOOP</b> 2129 - 2134 pag. 10														
<b>FLAT</b> 2136 - 2137 pag. 54														
<b>ECLETTICA</b> 2144 2151 pag. 92														
<b>BON TON</b> 2152 2153 pag. 106														
<b>UP &amp; DOWN</b> 2150 pag. 116														
<b>ECLISSI</b> 2140 - 2149 pag. 134														
<b>SPIRA</b> 2130 pag. 146														
<b>ROUND</b> 2131 - 2132 pag. 154														
<b>SYRIO</b> 2137 pag. 166														
<b>LINK</b> 2139 - 2141 pag. 170														
<b>ELLE</b> 2089 - 2090 pag. 182														
														<b>SCIA</b> 2127 pag. 192
														<b>TAPE</b> 2133 pag. 210
														<b>RAY</b> 2125 pag. 222
														<b>SLANT</b> 2148 pag. 228
														<b>TRACCIA</b> 2053 2047 pag. 230
														<b>DIGIT</b> 2068 pag. 236
														<b>METRICA</b> 2076 pag. 240
														<b>PATTERN</b> 2095 pag. 242
														<b>CRISTALLI</b> 2051 2052 pag. 250
														<b>GAMMA</b> 2080 pag. 264
														<b>CORNER</b> 2101 pag. 272

	LAMPADA DA PARETE WALL LAMP A	LAMPADA DA PLAFONE CEILING LAMP PL	LAMPADA DA SOSPENSIONE SUSPENSION S	LAMPADA DA TERRA FLOOR LAMP T	LAMPADA DA TAVOLO TABLE LAMP L	LAMPADA DA INCASSO RECESSED SPOT	TESATE WIRE SYSTEM	TESATE WIRE SYSTEM	LAMPADA DA INCASSO RECESSED SPOT	LAMPADA DA TAVOLO TABLE LAMP L	LAMPADA DA TERRA FLOOR LAMP T	LAMPADA DA SOSPENSIONE SUSPENSION S	LAMPADA DA PLAFONE CEILING LAMP PL	LAMPADA DA PARETE WALL LAMP A
DEESK 2071 pag. 276														
CANDY 2118 pag. 278														
PUZZLE 2111 pag. 286														
NUVOLA 2092 pag. 290														
PIANETA 2106 pag. 298														
ROTARY 2116 pag. 302														
TIME 2107 pag. 308														
GEO 2123 pag. 314														
TIBET 2117 pag. 320														
GREKA 2087 - 583 pag. 324														
DUNE 561 pag. 338														
														SFERA 2108 pag. 344
														TILE 2121 pag. 354
														BEND 2124 pag. 358
														LITHOS 2112 pag. 360
														TRUCIOLO 2083 2084 pag. 364
														REED 2096 pag. 372
														CANNULA 2102 2103 pag. 374
														LOTO LED 2078 pag. 378
														VOLTA 2010 pag. 384
														CUBO 2036 pag. 388
														ASTRO 2013 pag. 392

	LAMPADA DA PARETE <i>WALL LAMP</i>	LAMPADA DA PLAFONE <i>CEILING LAMP</i>	LAMPADA DA SOSPENSIONE <i>SUSPENSION</i>	LAMPADA DA TERRA <i>FLOOR LAMP</i>	LAMPADA DA TAVOLO <i>TABLE LAMP</i>	LAMPADA DA INCASSO <i>RECESSED SPOT</i>	TESATE <i>WIRE SYSTEM</i>
	A	PL	S	T	L		
<b>SQUARE</b> 2041 pag. 394							
<b>GLASS LED</b> 2081 pag. 396							
<b>VIRGOLA</b> 582 pag. 398							
<b>QUESO</b> 2094 pag. 400							
<b>EDISON</b> 2113 pag. 404							
<b>ORCHESTRA</b> 566 pag. 410							
<b>FLEXY</b> 2028 pag. 414							
<b>KEPLERO</b> 2023 pag. 416							
<b>BIT</b> 2075 pag. 418							
<b>UFO</b> 2046 pag. 422							
<b>ORIONE</b> 2000 - 2001 - 2003 pag. 424							

**BRAGA**  
ILLUMINAZIONE


# Loop

10



2129/S75 - S120

BRAGA LED



11

LOOP

2129/S50-S75-S150

## LOOP

SOLO LUCE DIRETTA  
ONLY DIRECT LIGHT

CRI > 80

**DIMMERABILE / DIMMABLE**  
Vai a pagina / Go to page 138

**DIFFUSORE / DIFFUSER**  
Silicone opalino  
Opaline-finish Silicone

12



2129/S40-1

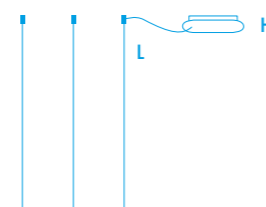
W 23 - Vdc 24

Lm 1.200  
M 2.700°K - C 3.000°K  
W 4.000°K

Lm 850  
TW 2.700°K - 6.000°K (D9)

H 40 mm  
L CAVI / CABLES 1.700 mm  
Ø 400 mm

+



2129/R1-35

W 35 - Vac 230

H 45 mm  
L 360x145 mm

**DIMMERABILE / DIMMABLE**

2129/R1-35 - D4  
Taglio di fase / Phase Cut

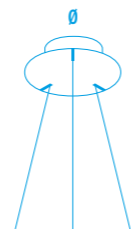
2129/R1-35 - D6  
1-10V - DALI - PUSH - Bluetooth

2129/R1-35 - D7  
ZigBee

2129/R1-35 - D8  
CASAMBI

2129/R1-35 - D9  
BIANCO DINAMICO/TUNABLE WHITE

O/OR



2129/R220-35

W 35 - Vac 230

H 45 mm  
Ø 280 mm + Ø 220 mm

**DIMMERABILE / DIMMABLE**

2129/R220-35 - D4  
Taglio di fase / Phase Cut

2129/R220-35 - D6  
1-10V - DALI - PUSH - Bluetooth

2129/R220-35 - D7  
ZigBee

2129/R220-35 - D8  
CASAMBI

2129/R220-35 - D9  
BIANCO DINAMICO/TUNABLE WHITE

10  
Bianco  
White



13  
Foglia Argento  
Silver Leaf



14  
Foglia Oro  
Gold Leaf



15  
Grigio  
Grey



19  
Nero  
Black



20  
Corten  
Corten



21  
Grigio tortora  
Dove grey



22  
Foglia rame  
Copper leaf



23  
Ruggine  
Rust



24  
Ferro  
Iron



28  
Oro  
Gold



29  
Alluminio Spaz.  
Brushed Alum.



30  
Gunmetal



31  
Rosé Spaz.  
Brushed Rosé



32  
Bronzo Spaz.  
Brush. Bronze



33  
Oro Spaz.  
Brush. Gold



19  
Nero  
Black

/

14  
Foglia Oro  
Gold Leaf



24  
Ferro  
Iron

/

13  
Foglia Argento  
Silver Leaf



10  
Bianco  
White

/

22  
Foglia rame  
Copper leaf



13



LOOP

2129/S50-2 + 2129/TR90

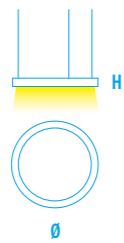
## LOOP

SOLO LUCE DIRETTA  
ONLY DIRECT LIGHT

CRI > 80

**DIMMERABILE / DIMMABLE**  
Vai a pagina / Go to page 138

**DIFFUSORE / DIFFUSER**  
Silicone opalino  
Opaline-finish Silicone



**2129/S50-1**

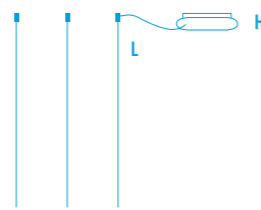
W 29 - Vdc 24

Lm 1.650  
M 2.700°K - C 3.000°K  
W 4.000°K

Lm 1.100  
TW 2.700°K - 6.000°K (D9)

H 40 mm  
L CAVI / CABLES 1.700 mm  
Ø 500 mm

+



**2129/R1-35**

W 35 - Vac 230

H 45 mm  
L 360x145 mm

**DIMMERABILE / DIMMABLE**

**2129/R1-35 - D4**  
Taglio di fase / Phase Cut

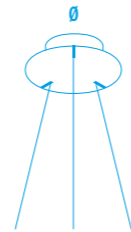
**2129/R1-35 - D6**  
1-10V - DALI - PUSH - Bluetooth

**2129/R1-35 - D7**  
ZigBee

**2129/R1-35 - D8**  
CASAMBI

**2129/R1-35 - D9**  
BIANCO DINAMICO/TUNABLE WHITE

O/OR



**2129/R220-35**

W 35 - Vac 230

H 45 mm  
Ø 280 mm + Ø 220 mm

**DIMMERABILE / DIMMABLE**

**2129/R220-35 - D4**  
Taglio di fase / Phase Cut

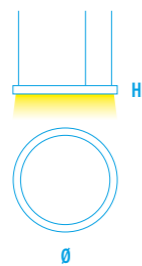
**2129/R220-35 - D6**  
1-10V - DALI - PUSH - Bluetooth

**2129/R220-35 - D7**  
ZigBee

**2129/R220-35 - D8**  
CASAMBI

**2129/R220-35 - D9**  
BIANCO DINAMICO/TUNABLE WHITE

14



**2129/S60-1**

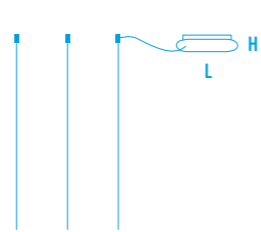
W 34 - Vdc 24

Lm 1.850  
M 2.700°K - C 3.000°K  
W 4.000°K

Lm 1.300  
TW 2.700°K - 6.000°K (D9)

H 40 mm  
L CAVI / CABLES 1.700 mm  
Ø 600 mm

+



**2129/R1-35**

W 35 - Vac 230

H 45 mm  
L 360x145 mm

**DIMMERABILE / DIMMABLE**

**2129/R1-35 - D4**  
Taglio di fase / Phase Cut

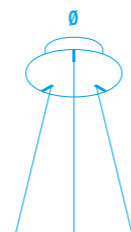
**2129/R1-35 - D6**  
1-10V - DALI - PUSH - Bluetooth

**2129/R1-35 - D7**  
ZigBee

**2129/R1-35 - D8**  
CASAMBI

**2129/R1-35 - D9**  
BIANCO DINAMICO/TUNABLE WHITE

O/OR



**2129/R220-35**

W 35 - Vac 230

H 45 mm  
Ø 280 mm + Ø 220 mm

**DIMMERABILE / DIMMABLE**

**2129/R220-35 - D4**  
Taglio di fase / Phase Cut

**2129/R220-35 - D6**  
1-10V - DALI - PUSH - Bluetooth

**2129/R220-35 - D7**  
ZigBee

**2129/R220-35 - D8**  
CASAMBI

**2129/R220-35 - D9**  
BIANCO DINAMICO/TUNABLE WHITE

10  
Bianco  
White



13  
Foglia Argento  
Silver Leaf



14  
Foglia Oro  
Gold Leaf



15  
Grigio  
Grey



19  
Nero  
Black



20  
Corten  
Corten



21  
Grigio tortora  
Dove grey



22  
Foglia rame  
Copper leaf



23  
Ruggine  
Rust



24  
Ferro  
Iron



28  
Oro  
Gold



29  
Alluminio Spaz.  
Brushed Alum.



30  
Gunmetal



31  
Rosé Spaz.  
Brushed Rosé



32  
Bronzo Spaz.  
Brush. Bronze



33  
Oro Spaz.  
Brush. Gold



19  
Nero  
Black

/

/

14  
Foglia Oro  
Gold Leaf



24  
Ferro  
Iron

/

/

13  
Foglia Argento  
Silver Leaf



10  
Bianco  
White

/

/

22  
Foglia rame  
Copper leaf



15



LOOP

2129/S50-S75





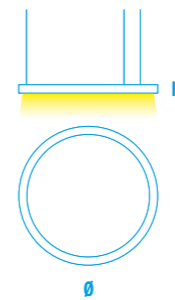
**LOOP**

SOLO LUCE DIRETTA  
ONLY DIRECT LIGHT

CRI > 80

**DIMMERABILE / DIMMABLE**  
Vai a pagina / Go to page 432

**DIFFUSORE / DIFFUSER**  
Silicone opalino  
Opaline-finish Silicone

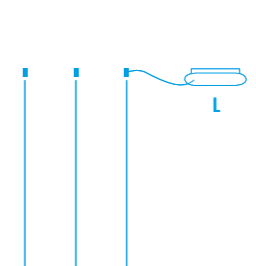


**2129/S75-1**

W 43 - Vdc 24

Lm 2.450  
M 2.700°K - C 3.000°K  
W 4.000°K

Lm 1.650  
TW 2.700°K - 6.000°K (D9)  
H 40 mm  
L CAVI / CABLES 1.700 mm  
Ø 750 mm



**2129/R1-60**

W 60 - Vac 230

H 45 mm  
L 360x145 mm

**DIMMERABILE / DIMMABLE**

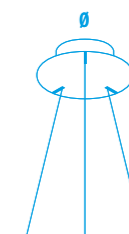
**2129/R1-60 - D4**  
Taglio di fase / Phase Cut

**2129/R1-60 - D6**  
1-10V - DALI - PUSH - Bluetooth

**2129/R1-60 - D7**  
ZigBee

**2129/R1-60 - D8**  
CASAMBI

**2129/R1-60 - D9**  
BIANCO DINAMICO/TUNABLE WHITE



**2129/R220-60**

W 60 - Vac 230

H 45 mm  
Ø 280 mm + Ø 220 mm

**DIMMERABILE / DIMMABLE**

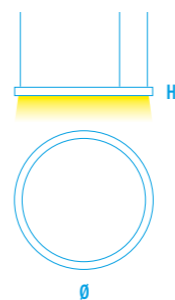
**2129/R220-60 - D4**  
Taglio di fase / Phase Cut

**2129/R220-60 - D6**  
1-10V - DALI - PUSH - Bluetooth

**2129/R220-60 - D7**  
ZigBee

**2129/R220-60 - D8**  
CASAMBI

**2129/R220-60 - D9**  
BIANCO DINAMICO/TUNABLE WHITE

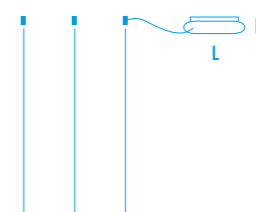


**2129/S90-1**

W 53 - Vdc 24

Lm 2.925  
M 2.700°K - C 3.000°K  
W 4.000°K

Lm 1.950  
TW 2.700°K - 6.000°K (D9)  
H 40 mm  
L CAVI / CABLES 1.700 mm  
Ø 900 mm



**2129/R1-60**

W 60 - Vac 230

H 45 mm  
L 360x145 mm

**DIMMERABILE / DIMMABLE**

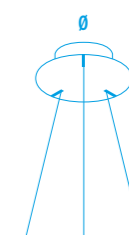
**2129/R1-60 - D4**  
Taglio di fase / Phase Cut

**2129/R1-60 - D6**  
1-10V - DALI - PUSH - Bluetooth

**2129/R1-60 - D7**  
ZigBee

**2129/R1-60 - D8**  
CASAMBI

**2129/R1-60 - D9**  
BIANCO DINAMICO/TUNABLE WHITE



**2129/R220-60**

W 60 - Vac 230

H 45 mm  
Ø 280 mm + Ø 220 mm

**DIMMERABILE / DIMMABLE**

**2129/R220-60 - D4**  
Taglio di fase / Phase Cut

**2129/R220-60 - D6**  
1-10V - DALI - PUSH - Bluetooth

**2129/R220-60 - D7**  
ZigBee

**2129/R220-60 - D8**  
CASAMBI

**2129/R220-60 - D9**  
BIANCO DINAMICO/TUNABLE WHITE

10 Bianco White	13 Foglia Argento Silver Leaf	14 Foglia Oro Gold Leaf	15 Grigio Grey	19 Nero Black	20 Corten Corten	21 Grigio tortora Dove grey	22 Foglia rame Copper leaf	19 Nero Black	24 Ferro Iron	10 Bianco White
								/	/	/
23 Ruggine Rust	24 Ferro Iron	28 Oro Gold	29 Alluminio Spaz. Brushed Alum.	30 Gunmetal	31 Rosé Spaz. Brushed Rosé	32 Bronzo Spaz. Brush. Bronze	33 Oro Spaz. Brush. Gold	14 Foglia Oro Gold Leaf	13 Foglia Argento Silver Leaf	22 Foglia rame Copper leaf

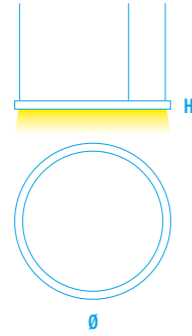
## LOOP

SOLO LUCE DIRETTA  
ONLY DIRECT LIGHT

CRI > 80

DIMMERABILE / DIMMABLE  
Vai a pagina / Go to page 432

DIFFUSORE / DIFFUSER  
Silicone opalino  
Opaline-finish Silicone



2129/S120-1

W 71 - Vdc 24

Lm 3.900

M 2.700°K - C 3.000°K  
W 4.000°K

Lm 2.600

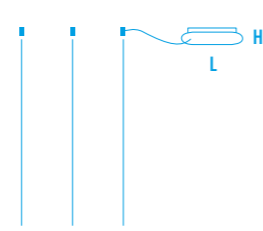
TW 2.700°K - 6.000°K (D9)

H 40 mm

L CAVI / CABLES 1.700 mm

Ø 1.200 mm

+



2129/R1-100

W 100 - Vac 230

H 45 mm

L 360x145 mm

DIMMERABILE / DIMMABLE

2129/R1-100 - D4

Taglio di fase / Phase Cut

2129/R1-100 - D6

1-10V - DALI - PUSH - Bluetooth

2129/R1-100 - D7

ZigBee

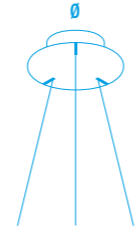
2129/R1-100 - D8

CASAMBI

2129/R1-100 - D9

BIANCO DINAMICO/TUNABLE WHITE

O/OR



2129/R220-100

W 100 - Vac 230

H 45 mm

Ø 280 mm + Ø 220 mm

DIMMERABILE / DIMMABLE

2129/R220-100 - D4

Taglio di fase / Phase Cut

2129/R220-100 - D6

1-10V - DALI - PUSH - Bluetooth

2129/R220-100 - D7

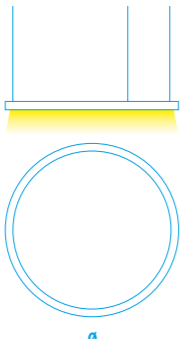
ZigBee

2129/R220-100 - D8

CASAMBI

2129/R220-100 - D9

BIANCO DINAMICO/TUNABLE WHITE



2129/S150-1

W 85 - Vdc 24

Lm 4.640

M 2.700°K - C 3.000°K  
W 4.000°K

Lm 3.300

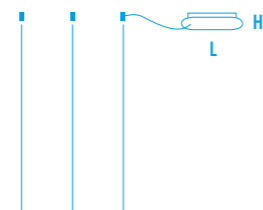
TW 2.700°K - 6.000°K (D9)

H 40 mm

L CAVI / CABLES 1.700 mm

Ø 1.500 mm

+



2129/R1-100

W 100 - Vac 230

H 45 mm

L 360x145 mm

DIMMERABILE / DIMMABLE

2129/R1-100 - D4

Taglio di fase / Phase Cut

2129/R1-100 - D6

1-10V - DALI - PUSH - Bluetooth

2129/R1-100 - D7

ZigBee

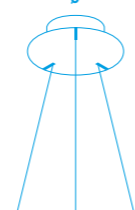
2129/R1-100 - D8

CASAMBI

2129/R1-100 - D9

BIANCO DINAMICO/TUNABLE WHITE

O/OR



2129/R220-100

W 100 - Vac 230

H 45 mm

Ø 280 mm + Ø 220 mm

DIMMERABILE / DIMMABLE

2129/R220-100 - D4

Taglio di fase / Phase Cut

2129/R220-100 - D6

1-10V - DALI - PUSH - Bluetooth

2129/R220-100 - D7

ZigBee

2129/R220-100 - D8

CASAMBI

2129/R220-100 - D9

BIANCO DINAMICO/TUNABLE WHITE

10  
Bianco  
White



13  
Foglia Argento  
Silver Leaf



14  
Foglia Oro  
Gold Leaf



15  
Grigio  
Grey



19  
Nero  
Black



20  
Corten  
Corten



21  
Grigio tortora  
Dove grey



22  
Foglia rame  
Copper leaf



23  
Ruggine  
Rust



24  
Ferro  
Iron



28  
Oro  
Gold



29  
Alluminio Spaz.  
Brushed Alum.



30  
Gunmetal



31  
Rosé Spaz.  
Brushed Rosé



32  
Bronzo Spaz.  
Brush. Bronze



33  
Oro Spaz.  
Brush. Gold



19  
Nero  
Black

/

14  
Foglia Oro  
Gold Leaf

/

13  
Foglia Argento  
Silver Leaf

/

22  
Foglia rame  
Copper leaf

/

24  
Ferro  
Iron


/

10  
Bianco  
White

/

22  
Foglia rame  
Copper leaf

/



LOOP

2129/S90

## LOOP

LUCE DIRETTA E INDIRETTA  
DIRECT + INDIRECT LIGHT

CRI > 80

**DIMMERABILE / DIMMABLE**

Vai a pagina / Go to page 432

**DIFFUSORE / DIFFUSER**

Silicone opalino  
Opaline-finish Silicone

20



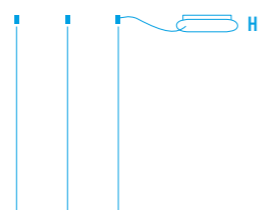
2129/S40-2

W 46 - Vdc 24

Lm 2.400  
M 2.700°K - C 3.000°K  
W 4.000°K

Lm 1.700  
TW 2.700°K - 6.000°K (D9)  
H 40 mm  
L CAVI / CABLES 1.700 mm  
Ø 400 mm

+



2129/R1-60

W 60 - Vac 230

H 45 mm  
L 360x145 mm

**DIMMERABILE / DIMMABLE**

2129/R1-60 - D4  
Taglio di fase / Phase Cut

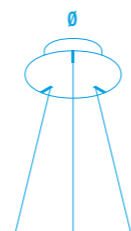
2129/R1-60 - D6  
1-10V - DALI - PUSH - Bluetooth

2129/R1-60 - D7  
ZigBee

2129/R1-60 - D8  
CASAMBI

2129/R1-60 - D9  
BIANCO DINAMICO/TUNABLE WHITE

O/OR



2129/R220-60

W 60 - Vac 230

H 45 mm  
Ø 280 mm + Ø 220 mm

**DIMMERABILE / DIMMABLE**

2129/R220-60 - D4  
Taglio di fase / Phase Cut

2129/R220-60 - D6  
1-10V - DALI - PUSH - Bluetooth

2129/R220-60 - D7  
ZigBee

2129/R220-60 - D8  
CASAMBI

2129/R220-60 - D9  
BIANCO DINAMICO/TUNABLE WHITE

10  
Bianco  
White



13  
Foglia Argento  
Silver Leaf



14  
Foglia Oro  
Gold Leaf



15  
Grigio  
Grey



19  
Nero  
Black



20  
Corten  
Corten



21  
Grigio tortora  
Dove grey



22  
Foglia rame  
Copper leaf



23  
Ruggine  
Rust



24  
Ferro  
Iron



28  
Oro  
Gold



29  
Alluminio Spaz.  
Brushed Alum.



30  
Gunmetal



31  
Rosé Spaz.  
Brushed Rosé



32  
Bronzo Spaz.  
Brush. Bronze



33  
Oro Spaz.  
Brush. Gold



19  
Nero  
Black

/

14  
Foglia Oro  
Gold Leaf



24  
Ferro  
Iron

/

13  
Foglia Argento  
Silver Leaf



10  
Bianco  
White

/

22  
Foglia rame  
Copper leaf



21

LOOP



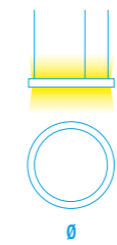
**LOOP**

LUCE DIRETTAE INDIRETTA  
DIRECT + INDIRECT LIGHT

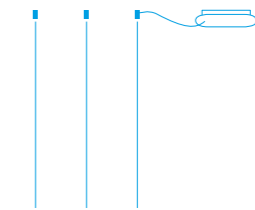
CRI > 80

**DIMMERABILE / DIMMABLE**  
Vai a pagina / Go to page 432

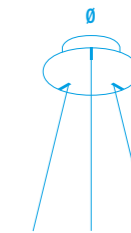
**DIFFUSORE / DIFFUSER**  
Silicone opalino  
Opaline-finish Silicone



**2129/S50-2**  
W 58 - Vdc 24  
Lm 3.300  
M 2.700°K - C 3.000°K  
W 4.000°K  
Lm 2.200  
TW 2.700°K - 6.000°K (D9)  
H 40 mm  
L CAVI / CABLES 1.700 mm  
Ø 500 mm



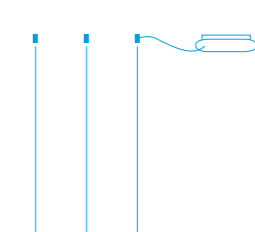
**2129/R1-60**  
W 60 - Vac 230  
H 45 mm  
L 360x145 mm  
**DIMMERABILE / DIMMABLE**  
**2129/R1-60 - D4**  
Taglio di fase / Phase Cut  
**2129/R1-60 - D6**  
1-10V - DALI - PUSH - Bluetooth  
**2129/R1-60 - D7**  
ZigBee  
**2129/R1-60 - D8**  
CASAMBI  
**2129/R1-60 - D9**  
BIANCO DINAMICO/TUNABLE WHITE



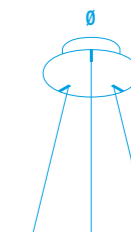
**2129/R220-60**  
W 60 - Vac 230  
H 45 mm  
Ø 280 mm + Ø 220 mm  
**DIMMERABILE / DIMMABLE**  
**2129/R220-60 - D4**  
Taglio di fase / Phase Cut  
**2129/R220-60 - D6**  
1-10V - DALI - PUSH - Bluetooth  
**2129/R220-60 - D7**  
ZigBee  
**2129/R220-60 - D8**  
CASAMBI  
**2129/R220-60 - D9**  
BIANCO DINAMICO/TUNABLE WHITE



**2129/S60-2**  
W 68 - Vdc 24  
Lm 3.700  
M 2.700°K - C 3.000°K  
W 4.000°K  
Lm 2.600  
TW 2.700°K - 6.000°K (D9)  
H 40 mm  
L CAVI / CABLES 1.700 mm  
Ø 600 mm



**2129/R1-100**  
W 100 - Vac 230  
H 45 mm  
L 360x145 mm  
**DIMMERABILE / DIMMABLE**  
**2129/R1-100 - D4**  
Taglio di fase / Phase Cut  
**2129/R1-100 - D6**  
1-10V - DALI - PUSH - Bluetooth  
**2129/R1-100 - D7**  
ZigBee  
**2129/R1-100 - D8**  
CASAMBI  
**2129/R1-100 - D9**  
BIANCO DINAMICO/TUNABLE WHITE



**2129/R220-100**  
W 100 - Vac 230  
H 45 mm  
Ø 280 mm + Ø 220 mm  
**DIMMERABILE / DIMMABLE**  
**2129/R220-100 - D4**  
Taglio di fase / Phase Cut  
**2129/R220-100 - D6**  
1-10V - DALI - PUSH - Bluetooth  
**2129/R220-100 - D7**  
ZigBee  
**2129/R220-100 - D8**  
CASAMBI  
**2129/R220-100 - D9**  
BIANCO DINAMICO/TUNABLE WHITE

<b>10</b> Bianco White	<b>13</b> Foglia Argento Silver Leaf	<b>14</b> Foglia Oro Gold Leaf	<b>15</b> Grigio Grey	<b>19</b> Nero Black	<b>20</b> Corten Corten	<b>21</b> Grigio tortora Dove grey	<b>22</b> Foglia rame Copper leaf	<b>19</b> Nero Black	<b>24</b> Ferro Iron	<b>10</b> Bianco White
<b>23</b> Ruggine Rust	<b>24</b> Ferro Iron	<b>28</b> Oro Gold	<b>29</b> Alluminio Spaz. Brushed Alum.	<b>30</b> Gunmetal	<b>31</b> Rosé Spaz. Brushed Rosé	<b>32</b> Bronzo Spaz. Brush. Bronze	<b>33</b> Oro Spaz. Brush. Gold	<b>14</b> Foglia Oro Gold Leaf	<b>13</b> Foglia Argento Silver Leaf	<b>22</b> Foglia rame Copper leaf



## LOOP

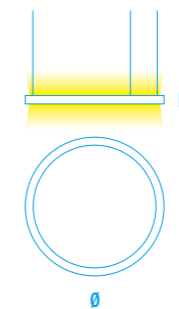
LUCE DIRETTA E INDIRETTA  
DIRECT + INDIRECT LIGHT

CRI > 80

**DIMMERABILE / DIMMABLE**  
Vai a pagina / Go to page 432

### DIFFUSORE / DIFFUSER

Silicone opalino  
Opaline-finish Silicone



2129/S75-2

W 84 - Vdc 24

Lm 4.900

M 2.700°K - C 3.000°K

W 4.000°K

Lm 3.300

TW 2.700°K - 6.000°K (D9)

H 40 mm

L CAVI / CABLES 1.700 mm

Ø 750 mm

+

2129/R1-100

W 100 - Vac 230

H 45 mm

L 360x145 mm

**DIMMERABILE / DIMMABLE**

2129/R1-100 - D4

Taglio di fase / Phase Cut

2129/R1-100 - D6

1-10V - DALI - PUSH - Bluetooth

2129/R1-100 - D7

ZigBee

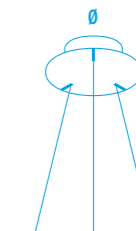
2129/R1-100 - D8

CASAMBI

2129/R1-100 - D9

BIANCO DINAMICO/TUNABLE WHITE

O/OR



2129/R220-100

W 100 - Vac 230

H 45 mm

Ø 280 mm + Ø 220 mm

**DIMMERABILE / DIMMABLE**

2129/R220-100 - D4

Taglio di fase / Phase Cut

2129/R220-100 - D6

1-10V - DALI - PUSH - Bluetooth

2129/R220-100 - D7

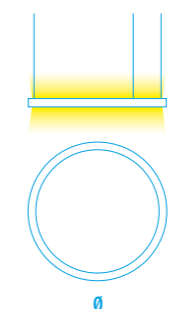
ZigBee

2129/R220-100 - D8

CASAMBI

2129/R220-100 - D9

BIANCO DINAMICO/TUNABLE WHITE



2129/S90-2

W 108 - Vdc 24

Lm 5.850

M 2.700°K - C 3.000°K

W 4.000°K

Lm 3.900

TW 2.700°K - 6.000°K (D9)

H 40 mm

L CAVI / CABLES 1.700 mm

Ø 900 mm

+

2129/R1-150

W 150 - Vac 230

H 45 mm

L 360x145 mm

**DIMMERABILE / DIMMABLE**

2129/R1-150 - D4

Taglio di fase / Phase Cut

2129/R1-150 - D6

1-10V - DALI - PUSH - Bluetooth

2129/R1-150 - D7

ZigBee

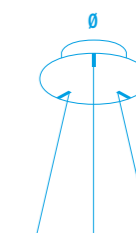
2129/R1-150 - D8

CASAMBI

2129/R1-150 - D9

BIANCO DINAMICO/TUNABLE WHITE

O/OR



2129/R260-150

W 150 - Vac 230

H 45 mm

Ø 320 mm + Ø 260 mm

**DIMMERABILE / DIMMABLE**

2129/R260-150 - D4

Taglio di fase / Phase Cut

2129/R260-150 - D6

1-10V - DALI - PUSH - Bluetooth

2129/R260-150 - D7

ZigBee

2129/R260-150 - D8

CASAMBI

2129/R260-150 - D9

BIANCO DINAMICO/TUNABLE WHITE

10  
Bianco  
White



13  
Foglia Argento  
Silver Leaf



14  
Foglia Oro  
Gold Leaf



15  
Grigio  
Grey



19  
Nero  
Black



20  
Corten  
Corten



21  
Grigio tortora  
Dove grey



22  
Foglia rame  
Copper leaf



23  
Ruggine  
Rust



24  
Ferro  
Iron



28  
Oro  
Gold



29  
Alluminio Spaz.  
Brushed Alum.



30  
Gunmetal



31  
Rosé Spaz.  
Brushed Rosé



32  
Bronzo Spaz.  
Brush. Bronze



33  
Oro Spaz.  
Brush. Gold



19  
Nero  
Black



24  
Ferro  
Iron



/



14  
Foglia Oro  
Gold Leaf



13  
Foglia Argento  
Silver Leaf



/



10  
Bianco  
White



/



22  
Foglia rame  
Copper leaf



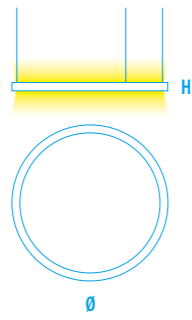
# LOOP

LUCE DIRETTA E INDIRETTA  
DIRECT + INDIRECT LIGHT

CRI > 80

DIMMERABILE / DIMMABLE  
Vai a pagina / Go to page 432

DIFFUSORE / DIFFUSER  
Silicone opalino  
Opaline-finish Silicone



2129/S120-2

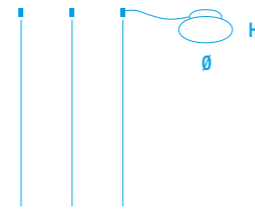
W 142 - Vdc 24

Lm 7.800  
M 2.700°K - C 3.000°K  
W 4.000°K

Lm 5.200  
TW 2.700°K - 6.000°K (D9)

H 40 mm  
L CAVI / CABLES 1.700 mm  
Ø 1.200 mm

+



2129/R1-150

W 150 - Vac 230

H 45 mm  
L 360 mm x 145 mm

DIMMERABILE / DIMMABLE

2129/R1-150 - D4  
Taglio di fase / Phase Cut

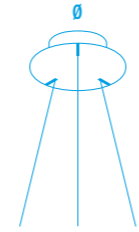
2129/R1-150 - D6  
1-10V - DALI - PUSH - Bluetooth

2129/R1-150 - D7  
ZigBee

2129/R1-150 - D8  
CASAMBI

2129/R1-150 - D9  
BIANCO DINAMICO/TUNABLE WHITE

O/OR



2129/R260-150

W 150 - Vac 230

H 50 mm  
Ø 320 mm + Ø 260 mm

DIMMERABILE / DIMMABLE

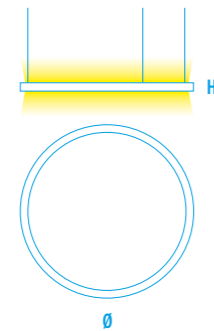
2129/R260-150 - D4  
Taglio di fase / Phase Cut

2129/R260-150 - D6  
1-10V - DALI - PUSH - Bluetooth

2129/R260-150 - D7  
ZigBee

2129/R260-150 - D8  
CASAMBI

2129/R260-150 - D9  
BIANCO DINAMICO/TUNABLE WHITE



2129/S150-2

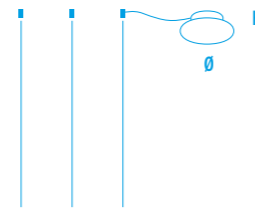
W 170 - Vdc 24

Lm 9.300  
M 2.700°K - C 3.000°K  
W 4.000°K

Lm 6.600  
TW 2.700°K - 6.000°K (D9)

H 40 mm  
L CAVI / CABLES 1.700 mm  
Ø 1.500 mm

+



2129/RO-200

W 200 - Vac 230

H 50 mm  
Ø 320 mm + Ø 260 mm

DIMMERABILE / DIMMABLE

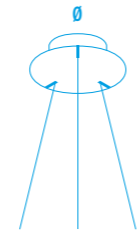
2129/RO-200 - D4  
Taglio di fase / Phase Cut

2129/RO-200 - D6  
1-10V - DALI - PUSH - Bluetooth

2129/RO-200 - D7  
ZigBee

2129/RO-200 - D8  
CASAMBI

O/OR



2129/R260-200

W 200 - Vac 230

H 50 mm  
Ø 320 mm + Ø 260 mm

DIMMERABILE / DIMMABLE

2129/R260-200 - D4  
Taglio di fase / Phase Cut

2129/R260-200 - D6  
1-10V - DALI - PUSH - Bluetooth

2129/R260-200 - D7  
ZigBee

2129/R260-200 - D8  
CASAMBI

10 Bianco White  
13 Foglia Argento Silver Leaf  
14 Foglia Oro Gold Leaf  
15 Grigio Grey  
19 Nero Black  
20 Corten Corten  
21 Grigio tortora Dove grey  
22 Foglia rame Copper leaf



23 Ruggine Rust  
24 Ferro Iron  
28 Oro Gold  
29 Alluminio Spaz. Brushed Alum.  
30 Gunmetal  
31 Rosé Spaz. Brushed Rosé  
32 Bronzo Spaz. Brush. Bronze  
33 Oro Spaz. Brush. Gold



19 Nero Black  
24 Ferro Iron  
10 Bianco White  
/ / /

14 Foglia Oro Gold Leaf  
13 Foglia Argento Silver Leaf  
22 Foglia rame Copper leaf





LOOP



**2129/R-S-G**  
**H** 50 mm  
**Ø** 410 mm + **Ø** 350 mm  
**L CAVI / CABLES**  
**Min.** 700 mm  
**Max** 2.600 mm

**ROSONE CON CARRUCOLE PER REGOLARE MANUALMENTE L'ALTEZZA DELLA LAMPADA**  
**CANOPY WITH ROLLS TO ADJUST MANUALLY PENDANT LAMP HEIGHT**

**ON / OFF**

- AL 35-24** (S40-1 / S50-1 / S60-1)
- AL 60-24** (S75-1 / S90-1 / S40-2 / S50-2)
- AL 100-24** (S120-1 / S150-1 / S60-2 / S75-2)
- AL 150-24** (S90-2 / S120-2)
- AL 240-24** (S150-2)

**DIMMERABILE / DIMMABLE D4 (TAGLIO DI FASE/PHASE CUT)**

- AL 50-24-D4** (S40-1 / S50-1 / S60-1 / S75-1)
- AL 75-24-D4** (S90-1 / S120-1 / S40-2 / S50-2 / S60-2)
- AL 100-24-D4** (S150-1 / S75-2)
- AL 200-24-D4** (S90-2 / S120-2 / S150-2)

**DIMMERABILE / DIMMABLE D6 (1-10V-DALI-PUSH-BLUEETOOTH)**

- AL 35-24-D6** (S40-1 / S50-1 / S60-1)
- AL 60-24-D6** (S75-1 / S90-1 / S40-2 / S50-2)
- AL 100-24-D6** (S120-1 / S150-1 / S60-2 / S75-2)
- AL 150-24-D6** (S90-2 / S120-2)
- AL 240-24-D6** (S150-2)

**DIMMERABILE / DIMMABLE D7 (ZIGBEE)**

- AL 35-24-D7** (S40-1 / S50-1 / S60-1)
- AL 60-24-D7** (S75-1 / S90-1 / S40-2 / S50-2)
- AL 100-24-D7** (S120-1 / S150-1 / S60-2 / S75-2)
- AL 150-24-D7** (S90-2 / S120-2)
- AL 240-24-D7** (S150-2)

**DIMMERABILE / DIMMABLE D8 (CASAMBI)**

- AL 35-24-D8** (S40-1 / S50-1 / S60-1)
- AL 60-24-D8** (S75-1 / S90-1 / S40-2 / S50-2)
- AL 100-24-D8** (S120-1 / S150-1 / S60-2 / S75-2)
- AL 150-24-D8** (S90-2 / S120-2)
- AL 240-24-D8** (S150-2)

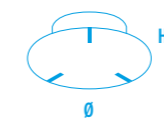
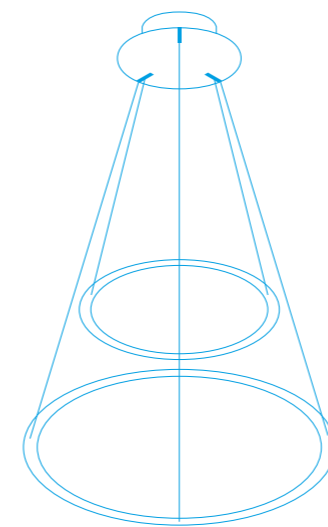
**DIMMERABILE / DIMMABLE D9 (BIANCO DINAMICO/TUNABLE WHITE)**

- AL 35-24-D9** (S40-1 / S50-1 / S60-1)
- AL 60-24-D9** (S75-1 / S90-1 / S40-2 / S50-2)
- AL 100-24-D9** (S120-1 / S150-1 / S60-2 / S75-2)
- AL 150-24-D9** (S90-2 / S120-2)

<b>10</b> Bianco White	<b>13</b> Foglia Argento Silver Leaf	<b>14</b> Foglia Oro Gold Leaf	<b>15</b> Grigio Grey	<b>19</b> Nero Black	<b>20</b> Corten Corten	<b>21</b> Grigio tortora Dove grey	
<b>22</b> Foglia rame Copper leaf	<b>23</b> Ruggine Rust	<b>24</b> Ferro Iron	<b>28</b> Oro Gold	<b>30</b> Gurmetal	<b>31</b> Rosé Spaz. Brushed Rosé	<b>32</b> Bronzo Spaz. Brush. Bronze	<b>33</b> Oro Spaz. Brush. Gold



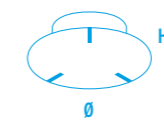
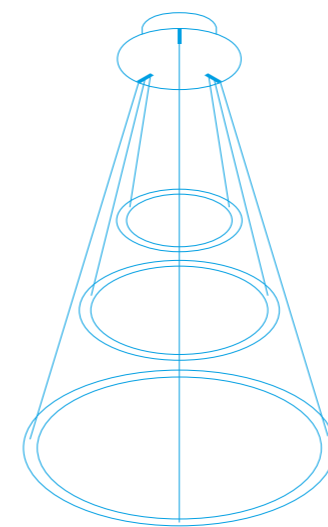
## LOOP



**2129/R350**  
H 50 mm  
Ø 410 mm + Ø 350 mm

**ESEMPIO D'ORDINE / EXAMPLE OF ORDER**

N.1 2129/S60-1 C10  
N.1 2129/S90-2 C10  
N.1 2129/R350 - 10  
N.1 AL 35-24  
N.1 AL 150-24



**2129/R440**  
H 50 mm  
Ø 500 mm + Ø 440 mm

**ESEMPIO D'ORDINE / EXAMPLE OF ORDER**

N.1 2129/S50-1 C19  
N.1 2129/S90-1 C19  
N.1 2129/S120-2 C19  
N.1 2129/R440-19  
N.1 AL 50-24 - D4  
N.1 AL 75-24 - D4  
N.1 AL 200-24 - D4

**ON / OFF**

AL 35-24 (S40-1 / S50-1 / S60-1)  
AL 60-24 (S75-1 / S90-1 / S40-2 / S50-2)  
AL 100-24 (S120-1 / S150-1 / S60-2 / S75-2)  
AL 150-24 (S90-2 / S120-2)  
AL 240-24 (S150-2)

**DIMMERABILE / DIMMABLE D4 (TAGLIO DI FASE/PHASE CUT)**

AL 50-24-D4 (S40-1 / S50-1 / S60-1 / S75-1)  
AL 75-24-D4 (S90-1 / S120-1 / S40-2 / S50-2 / S60-2)  
AL 100-24-D4 (S150-1 / S75-2)  
AL 200-24-D4 (S90-2 / S120-2 / S150-2)

**DIMMERABILE / DIMMABLE D6 (1-10V-DALI-PUSH-BLUETOOTH)**

AL 35-24-D6 (S40-1 / S50-1 / S60-1)  
AL 60-24-D6 (S75-1 / S90-1 / S40-2 / S50-2)  
AL 100-24-D6 (S120-1 / S150-1 / S60-2 / S75-2)  
AL 150-24-D6 (S90-2 / S120-2)  
AL 240-24-D6 (S150-2)

**DIMMERABILE / DIMMABLE D7 (ZIGBEE)**

AL 35-24-D7 (S40-1 / S50-1 / S60-1)  
AL 60-24-D7 (S75-1 / S90-1 / S40-2 / S50-2)  
AL 100-24-D7 (S120-1 / S150-1 / S60-2 / S75-2)  
AL 150-24-D7 (S90-2 / S120-2)  
AL 240-24-D7 (S150-2)

**DIMMERABILE / DIMMABLE D8 (CASAMBI)**

AL 35-24-D8 (S40-1 / S50-1 / S60-1)  
AL 60-24-D8 (S75-1 / S90-1 / S40-2 / S50-2)  
AL 100-24-D8 (S120-1 / S150-1 / S60-2 / S75-2)  
AL 150-24-D8 (S90-2 / S120-2)  
AL 240-24-D8 (S150-2)

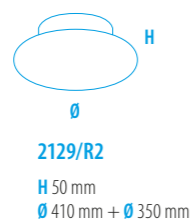
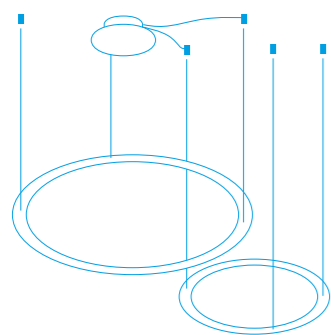
**DIMMERABILE / DIMMABLE D9 (BIANCO DINAMICO/TUNABLE WHITE)**

AL 35-24-D9 (S40-1 / S50-1 / S60-1)  
AL 60-24-D9 (S75-1 / S90-1 / S40-2 / S50-2)  
AL 100-24-D9 (S120-1 / S150-1 / S60-2 / S75-2)  
AL 150-24-D9 (S90-2 / S120-2)





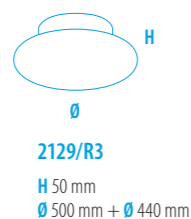
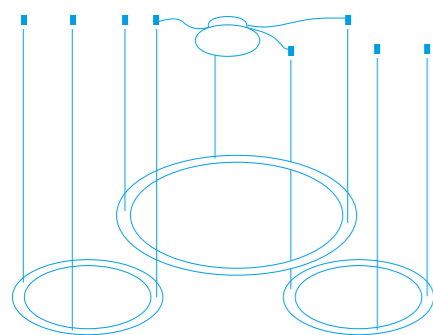
LOOP



ESEMPIO D'ORDINE / EXAMPLE OF ORDER

- N.1 2129/S60-1 C10
- N.1 2129/S90-2 C10
- N.1 2129/R2-10
- N.1 AL 35-24
- N.1 AL 150-24

32



ESEMPIO D'ORDINE / EXAMPLE OF ORDER

- N.1 2129/S50-1 C19
- N.1 2129/S90-1 C19
- N.1 2129/S120-2 C19
- N.1 2129/R3-19
- N.1 AL 50-24 - D4
- N.1 AL 75-24 - D4
- N.1 AL 200-24 - D4

ON / OFF

- AL 35-24 (S40-1 / S50-1 / S60-1)
- AL 60-24 (S75-1 / S90-1 / S40-2 / S50-2)
- AL 100-24 (S120-1 / S150-1 / S60-2 / S75-2)
- AL 150-24 (S90-2 / S120-2)
- AL 240-24 (S150-2)

DIMMERABILE / DIMMABLE D4 (TAGLIO DI FASE/PHASE CUT)

- AL 50-24-D4 (S40-1 / S50-1 / S60-1 / S75-1)
- AL 75-24-D4 (S90-1 / S120-1 / S40-2 / S50-2 / S60-2)
- AL 100-24-D4 (S150-1 / S75-2)
- AL 200-24-D4 (S90-2 / S120-2 / S150-2)

DIMMERABILE / DIMMABLE D6 (1-10V-DALI-PUSH-BLUETOOTH)

- AL 35-24-D6 (S40-1 / S50-1 / S60-1)
- AL 60-24-D6 (S75-1 / S90-1 / S40-2 / S50-2)
- AL 100-24-D6 (S120-1 / S150-1 / S60-2 / S75-2)
- AL 150-24-D6 (S90-2 / S120-2)
- AL 240-24-D6 (S150-2)

DIMMERABILE / DIMMABLE D7 (ZIGBEE)

- AL 35-24-D7 (S40-1 / S50-1 / S60-1)
- AL 60-24-D7 (S75-1 / S90-1 / S40-2 / S50-2)
- AL 100-24-D7 (S120-1 / S150-1 / S60-2 / S75-2)
- AL 150-24-D7 (S90-2 / S120-2)
- AL 240-24-D7 (S150-2)


DIMMERABILE / DIMMABLE D8 (CASAMBI)

- AL 35-24-D8 (S40-1 / S50-1 / S60-1)
- AL 60-24-D8 (S75-1 / S90-1 / S40-2 / S50-2)
- AL 100-24-D8 (S120-1 / S150-1 / S60-2 / S75-2)
- AL 150-24-D8 (S90-2 / S120-2)
- AL 240-24-D8 (S150-2)

DIMMERABILE / DIMMABLE D9 (BIANCO DINAMICO/TUNABLE WHITE)

- AL 35-24-D9 (S40-1 / S50-1 / S60-1)
- AL 60-24-D9 (S75-1 / S90-1 / S40-2 / S50-2)
- AL 100-24-D9 (S120-1 / S150-1 / S60-2 / S75-2)
- AL 150-24-D9 (S90-2 / S120-2)

10 Bianco White	13 Foglia Argento Silver Leaf	14 Foglia Oro Gold Leaf	15 Grigio Grey	19 Nero Black	20 Corten Corten	21 Grigio tortora Dove grey	
22 Foglia rame Copper leaf	23 Ruggine Rust	24 Ferro Iron	28 Oro Gold	30 Gummetal	31 Rosé Spaz. Brushed Rosé	32 Bronzo Spaz. Brush. Bronze	33 Oro Spaz. Brush. Gold



LOOP

2129/S75 + 2129/S50



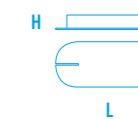
## LOOP

LUCE DIRETTAE INDIRETTA  
DIRECT + INDIRECT LIGHT

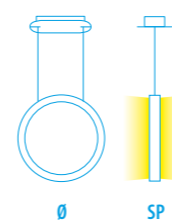
CRI > 80

**DIMMERABILE / DIMMABLE**  
Vai a pagina / Go to page 432

**DIFFUSORE / DIFFUSER**  
Silicone opalino  
Opaline-finish Silicone



H 45 mm  
L 360 x 145 mm



### 2134/S50-2

W 58 - Vac 230

Lm 3.300  
M 2.700°K - C 3.000°K  
W 4.000°K

Lm 2.200  
TW 2.700°K - 6.000°K (D9)

SP 40 mm  
L CAVI / CABLES 1.700 mm  
Ø 500 mm

**DIMMERABILE / DIMMABLE**

#### 2134/S50-2 - D4

Taglio di fase / Phase Cut

#### 2134/S50-2 - D6

1-10V - DALI - PUSH - Bluetooth

#### 2134/S50-2 - D7


ZigBee

#### 2134/S50-2 - D8

CASAMBI

#### 2134/S50-2 - D9

BIANCO DINAMICO/TUNABLE WHITE



### 2134/S60-2

W 68 - Vac 230

Lm 3.700  
M 2.700°K - C 3.000°K  
W 4.000°K

Lm 2.600  
TW 2.700°K - 6.000°K (D9)

SP 40 mm  
L CAVI / CABLES 1.700 mm  
Ø 600 mm

**DIMMERABILE / DIMMABLE**

#### 2134/S60-2 - D4

Taglio di fase / Phase Cut

#### 2134/S60-2 - D6

1-10V - DALI - PUSH - Bluetooth

#### 2134/S60-2 - D7

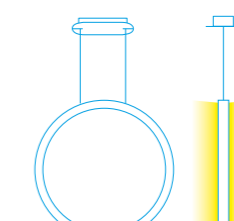
ZigBee

#### 2134/S60-2 - D8

CASAMBI

#### 2134/S60-2 - D9

BIANCO DINAMICO/TUNABLE WHITE



### 2134/S75-2

W 84 - Vac 230

Lm 4.900  
M 2.700°K - C 3.000°K  
W 4.000°K

Lm 3.300  
TW 2.700°K - 6.000°K (D9)

SP 40 mm  
L CAVI / CABLES 1.700 mm  
Ø 750 mm

**DIMMERABILE / DIMMABLE**

#### 2134/S75-2 - D4

Taglio di fase / Phase Cut

#### 2134/S75-2 - D6

1-10V - DALI - PUSH - Bluetooth

#### 2134/S75-2 - D7


ZigBee

#### 2134/S75-2 - D8

CASAMBI

#### 2134/S75-2 - D9

BIANCO DINAMICO/TUNABLE WHITE



### 2134/S90-2

W 108 - Vac 230

Lm 5.850  
M 2.700°K - C 3.000°K  
W 4.000°K

Lm 3.900  
TW 2.700°K - 6.000°K (D9)

SP 40 mm  
L CAVI / CABLES 1.700 mm  
Ø 900 mm

**DIMMERABILE / DIMMABLE**

#### 2134/S90-2 - D4

Taglio di fase / Phase Cut

#### 2134/S90-2 - D6

1-10V - DALI - PUSH - Bluetooth

#### 2134/S90-2 - D7

ZigBee

#### 2134/S90-2 - D8

CASAMBI

#### 2134/S90-2 - D9

BIANCO DINAMICO/TUNABLE WHITE

10  
Bianco  
White



13  
Foglia Argento  
Silver Leaf



14  
Foglia Oro  
Gold Leaf



15  
Grigio  
Grey



19  
Nero  
Black



20  
Corten  
Corten



21  
Grigio tortora  
Dove grey



22  
Foglia rame  
Copper leaf



23  
Ruggine  
Rust



24  
Ferro  
Iron



28  
Oro  
Gold




29  
Alluminio Spaz.  
Brushed Alum.



30  
Gunmetal



31  
Rosé Spaz.  
Brushed Rosé



32  
Bronzo Spaz.  
Brush. Bronze



33  
Oro Spaz.  
Brush. Gold



19  
Nero  
Black

/

/

/

14  
Foglia Oro  
Gold Leaf



24  
Ferro  
Iron

/

/

/

13  
Foglia Argento  
Silver Leaf



10  
Bianco  
White

/

/

/

22  
Foglia rame  
Copper leaf



# LOOP


SOLO LUCE DIRETTA  
ONLY DIRECT LIGHT

**ATTENZIONE:** Alimentatore non incluso  
**CAUTION:** Power supply not included

CRI > 80

**DIMMERABILE / DIMMABLE**  
Vai a pagina / Go to page 432

**DIFFUSORE / DIFFUSER**  
Silicone opalino  
Opaline-finish Silicone



**2129/TR90**

W 53 - Vdc 24

Lm 2.900

M 2.700°K

C 3.000°K - W 4.000°K

Lm 1.950

TW 2.700°K - 6.000°K (D9)

H 40 mm

Ø 900 mm

ON/OFF

AL. 60-24

DIMMERABILE / DIMMABLE

AL.75-24 - D4

Taglio di fase / Phase Cut

AL.60-24 - D6

1-10V - DALI - PUSH - Bluetooth

AL.60-24 - D7

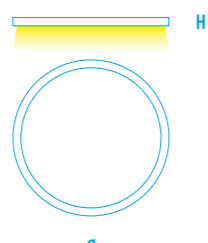
ZigBee

AL.60-24 - D8

CASAMBI

AL.60-24 - D9

BIANCO DINAMICO/TUNABLE WHITE



**2129/TR120**

W 71 - Vdc 24

Lm 3.900

M 2.700°K

C 3.000°K - W 4.000°K

Lm 2.600

TW 2.700°K - 6.000°K (D9)

H 40 mm

Ø 1200 mm

ON/OFF

AL. 100-24

DIMMERABILE / DIMMABLE

AL.75-24 - D4

Taglio di fase / Phase Cut

AL.100-24 - D6

1-10V - DALI - PUSH - Bluetooth

AL.100-24 - D7


ZigBee

AL.100-24 - D8

CASAMBI

AL.100-24 - D9

BIANCO DINAMICO/TUNABLE WHITE



**2129/TR150**

W 85 - Vdc 24

Lm 4.600

M 2.700°K

C 3.000°K - W 4.000°K

Lm 3.300

TW 2.700°K - 6.000°K (D9)

H 40 mm

Ø 1500 mm

ON/OFF

AL. 100-24

DIMMERABILE / DIMMABLE

AL.100-24 - D4

Taglio di fase / Phase Cut

AL.100-24 - D6

1-10V - DALI - PUSH - Bluetooth

AL.100-24 - D7

ZigBee

AL.100-24 - D8

CASAMBI

AL.100-24 - D9

BIANCO DINAMICO/TUNABLE WHITE

10

Bianco  
White



13

Foglia Argento  
Silver Leaf



14

Foglia Oro  
Gold Leaf



15

Grigio  
Grey



19

Nero  
Black



20

Corten  
Corten



21

Grigio tortora  
Dove grey



22

Foglia rame  
Copper leaf



23

Ruggine  
Rust



24

Ferro  
Iron



28

Oro  
Gold



29

Alluminio Spaz.  
Brushed Alum.



30

Gunmetal



31

Rosé Spaz.  
Brushed Rosé



32

Bronzo Spaz.  
Brush. Bronze



33

Oro Spaz.  
Brush. Gold



19

Nero  
Black

/

14

Foglia Oro  
Gold Leaf



24

Ferro  
Iron

/

13

Foglia Argento  
Silver Leaf



10

Bianco  
White

/

22

Foglia rame  
Copper leaf





**LOOP**

SOLO LUCE DIRETTA  
ONLY DIRECT LIGHT

**ATTENZIONE:** Alimentatore non incluso  
**CAUTION:** Power supply not included

**CRI > 80**

**DIMMERABILE / DIMMABLE**  
Vai a pagina / Go to page 432

**DIFFUSORE / DIFFUSER**  
Silicone opalino  
Opaline-finish Silicone




**2129/TR40**

**W 23 - Vdc 24**  
Lm 1.200  
M 2.700°K  
C 3.000°K - W 4.000°K  
Lm 850  
TW 2.700°K - 6.000°K (D9)  
H 40 mm  
Ø 400 mm  
ON/OFF  
AL. 35-24

DIMMERABILE / DIMMABLE

**AL. 50-24 - D4**  
Taglio di fase / Phase Cut  
**AL. 35-24 - D6**  
1-10V - DALI - PUSH - Bluetooth  
**AL. 35-24 - D7**  
ZigBee  
**AL. 35-24 - D8**  
CASAMBI  
**AL. 35-24 - D9**  
BIANCO DINAMICO/TUNABLE WHITE




**2129/TR50**

**W 29 - Vdc 24**  
Lm 1.650  
M 2.700°K  
C 3.000°K - W 4.000°K  
Lm 1.100  
TW 2.700°K - 6.000°K (D9)  
H 40 mm  
Ø 500 mm  
ON/OFF  
AL. 35-24

DIMMERABILE / DIMMABLE

**AL. 50-24 - D4**  
Taglio di fase / Phase Cut  
**AL. 35-24 - D6**  
1-10V - DALI - PUSH - Bluetooth  
**AL. 35-24 - D7**  
ZigBee  
**AL. 35-24 - D8**  
CASAMBI  
**AL. 35-24 - D9**  
BIANCO DINAMICO/TUNABLE WHITE



**2129/TR60**

**W 34 - Vdc 24**  
Lm 1.850  
M 2.700°K  
C 3.000°K - W 4.000°K  
Lm 1.300  
TW 2.700°K - 6.000°K (D9)  
H 40 mm  
Ø 600 mm  
ON/OFF  
AL. 35-24

DIMMERABILE / DIMMABLE

**AL. 50-24 - D4**  
Taglio di fase / Phase Cut  
**AL. 35-24 - D6**  
1-10V - DALI - PUSH - Bluetooth  
**AL. 35-24 - D7**  
ZigBee  
**AL. 35-24 - D8**  
CASAMBI  
**AL. 35-24 - D9**  
BIANCO DINAMICO/TUNABLE WHITE



**2129/TR75**

**W 43 - Vdc 24**  
Lm 2.450  
M 2.700°K  
C 3.000°K - W 4.000°K  
Lm 1.650  
TW 2.700°K - 6.000°K (D9)  
H 40 mm  
Ø 750 mm  
ON/OFF  
AL. 60-24

DIMMERABILE / DIMMABLE

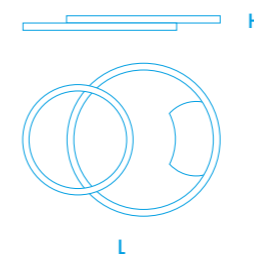
**AL. 50-24 - D4**  
Taglio di fase / Phase Cut  
**AL. 60-24 - D6**  
1-10V - DALI - PUSH - Bluetooth  
**AL. 60-24 - D7**  
ZigBee  
**AL. 60-24 - D8**  
CASAMBI  
**AL. 60-24 - D9**  
BIANCO DINAMICO/TUNABLE WHITE





## LOOP

SOLO LUCE DIRETTA  
ONLY DIRECT LIGHT



### 2129/PL2

W 56 - Vac 230

Lm 3.280

M 2.700°K

C 3.000°K - W 4.000°K

L 600 x 750 mm

H 80 mm

DIMMERABILE / DIMMABLE

**2129/PL2 - D4**

Taglio di fase / Phase Cut

**2129/PL2 - D6**

1-10V - DALI - PUSH - Bluetooth

CRI > 80

DIMMERABILE / DIMMABLE

Vai a pagina / Go to page 432

DIFFUSORE / DIFFUSER

Silicone opalino  
Opaline-finish Silicone

10  
Bianco  
White



13  
Foglia Argento  
Silver Leaf



14  
Foglia Oro  
Gold Leaf



15  
Grigio  
Grey



19  
Nero  
Black



19  
Nero  
Black



/

24  
Ferro  
Iron



/

10  
Bianco  
White



/

20  
Corten  
Corten



21  
Grigio tortora  
Dove grey



22  
Foglia rame  
Copper leaf



23  
Ruggine  
Rust



24  
Ferro  
Iron



28  
Oro  
Gold



14  
Foglia Oro  
Gold Leaf




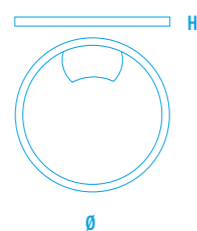
13  
Foglia Argento  
Silver Leaf



22  
Foglia rame  
Copper leaf







**2129/PL60**

W 34 - Vac 230

Lm 1.850

M 2.700°K

C 3.000°K - W 4.000°K

Ø 600 mm

H 40 mm

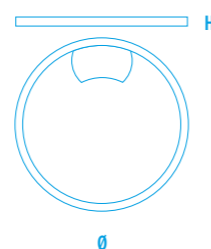
DIMMERABILE / DIMMABLE

**2129/PL60 - D4**

Taglio di fase / Phase Cut

**2129/PL60 - D6**

1-10V - DALI - PUSH - Bluetooth



**2129/PL75**

W 43 - Vac 230

Lm 2.450

M 2.700°K

C 3.000°K - W 4.000°K

Ø 750 mm

H 40 mm

DIMMERABILE / DIMMABLE

**2129/PL75 - D4**

Taglio di fase / Phase Cut

**2129/PL75 - D6**

1-10V - DALI - PUSH - Bluetooth

**10**

Bianco  
White



**13**

Foglia Argento  
Silver Leaf



**14**

Foglia Oro  
Gold Leaf



**15**

Grigio  
Grey



**19**

Nero  
Black



**20**

Corten  
Corten



**21**

Grigio tortora  
Dove grey



**22**

Foglia rame  
Copper leaf



**23**

Ruggine  
Rust



**24**

Ferro  
Iron



**28**

Oro  
Gold



**19**

Nero  
Black

/

**14**

Foglia Oro  
Gold Leaf



**24**

Ferro  
Iron

/

**13**

Foglia Argento  
Silver Leaf



**10**

Bianco  
White

/

**22**

Foglia rame  
Copper leaf



CRI > 80

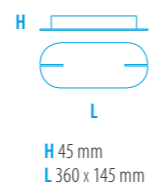
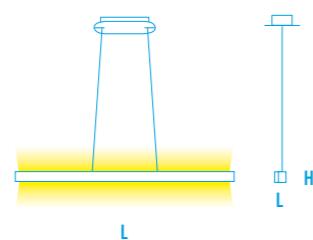
DIMMERABILE / DIMMABLE

Vai a pagina / Go to page 432

DIFFUSORE / DIFFUSER

Silicone opalino  
Opaline-finish Silicone





**2129/S1**

W 51 - Vac 230

Lm 2.800

M 2.700°K

C 3.000°K - W 4.000°K

Lm 1.850

TW 2.700°K - 6.000°K (D9)

L 1.360 mm

L 20 mm

H 40 mm

L CAVI / CABLES 1.700 mm

DIMMERABILE / DIMMABLE

**2129/S1 - D4**

Taglio di fase / Phase Cut

**2129/S1 - D6**

1-10V - DALI - PUSH - Bluetooth

**2129/S1 - D7**

ZigBee

**2129/S1 - D8**

CASAMBI

**2129/S1 - D9**

BIANCO DINAMICO/TUNABLE WHITE

LUCE DIRETTA E INDIRETTA  
DIRECT + INDIRECT LIGHT


CRI > 80

DIMMERABILE / DIMMABLE

Vai a pagina / Go to page 432

DIFFUSORE / DIFFUSER

Silicone opalino  
Opaline-finish Silicone



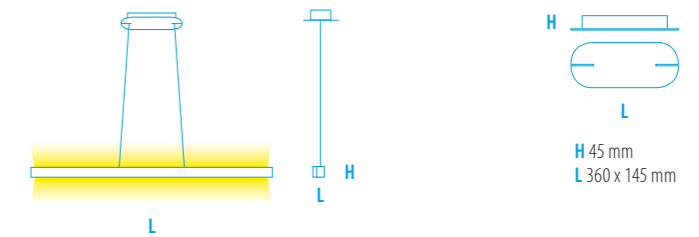
LOOP

2129/S2





## LOOP

**2129/S2**

W 58 - Vac 230

Lm 3.300

M 2.700°K

C 3.000°K - W 4.000°K

Lm 2.200

TW 2.700°K - 6.000°K (D9)

L 1.610 mm

L 20 mm

H 40 mm

L CAVI / CABLES 1.700 mm

DIMMERABILE / DIMMABLE**2129/S2 - D4**

Taglio di fase / Phase Cut

**2129/S2 - D6**

1-10V - DALI - PUSH - Bluetooth

**2129/S2 - D7**

ZigBee

**2129/S2 - D8**

CASAMBI

**2129/S2 - D9**

BIANCO DINAMICO/TUNABLE WHITE

LUCE DIRETTA E INDIRETTA  
DIRECT + INDIRECT LIGHT

CRI &gt; 80

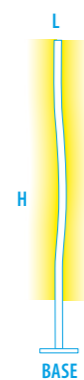
DIMMERABILE / DIMMABLE

Vai a pagina / Go to page 432

DIFFUSORE / DIFFUSERSilicone opalino  
Opaline-finish Silicone

LOOP

50



BASE

2129/T

W 51 - Vac 230

Lm 2.800

M 2.700°K

C 3.000°K - W 4.000°K

H 1.950 mm

L 40 mm

BASE 260 x 260 mm

TOUCH DIMMER

- 10  
*Bianco*  
White
- 13  
*Foglia Argento*  
Silver Leaf
- 14  
*Foglia Oro*  
Gold Leaf
- 15  
*Grigio*  
Grey
- 19  
*Nero*  
Black
- 20  
*Corten*  
Corten



- 21  
*Grigio tortora*  
Dove grey
- 22  
*Foglia rame*  
Copper leaf
- 23  
*Ruggine*  
Rust
- 24  
*Ferro*  
Iron
- 28  
*Oro*  
Gold




CRI > 80

**DIMMERABILE / DIMMABLE**

Vai a pagina / Go to page 432

**DIFFUSORE / DIFFUSER**

Silicone opalino  
Opaline-finish Silicone



51

LOOP

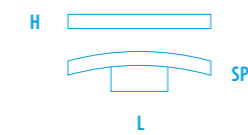

2129/T



2129/A60

BRAGA LED

LOOP



2129/A45

W 24 - Vac 230

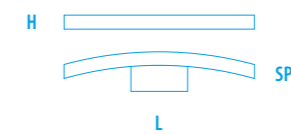
Lm 1.300  
M 2.700°K  
C 3.000°K - W 4.000°K

L 520 mm  
H 40 mm  
SP 100 mm

**DIMMERABILE / DIMMABLE**

2129/A45 - D4

Taglio di fase / Phase Cut



2129/A60

W 36 - Vac 230

Lm 1.950  
M 2.700°K  
C 3.000°K - W 4.000°K

L 680 mm  
H 40 mm  
SP 110 mm

**DIMMERABILE / DIMMABLE**

2129/A60 - D4

Taglio di fase / Phase Cut

10  
Bianco  
White



13  
Foglia Argento  
Silver Leaf



14  
Foglia Oro  
Gold Leaf



15  
Grigio  
Grey



19  
Nero  
Black



20  
Corten  
Corten



21  
Grigio tortora  
Dove grey



22  
Foglia rame  
Copper leaf



23  
Ruggine  
Rust



24  
Ferro  
Iron



28  
Oro  
Gold



30  
Gunmetal



31  
Rosé Spaz.  
Brushed Rosé



32  
Bronzo Spaz.  
Brush. Bronze



33  
Oro Spaz.  
Brush. Gold



CRI > 80

**DIMMERABILE / DIMMABLE**

Vai a pagina / Go to page 432

**DIFFUSORE / DIFFUSER**

Silicone opalino  
Opaline-finish Silicone

Flat


54




2137/S55 + 2137/S75 + 2137/S90 + 2137/S120

BRAGA LED

55



FLAT

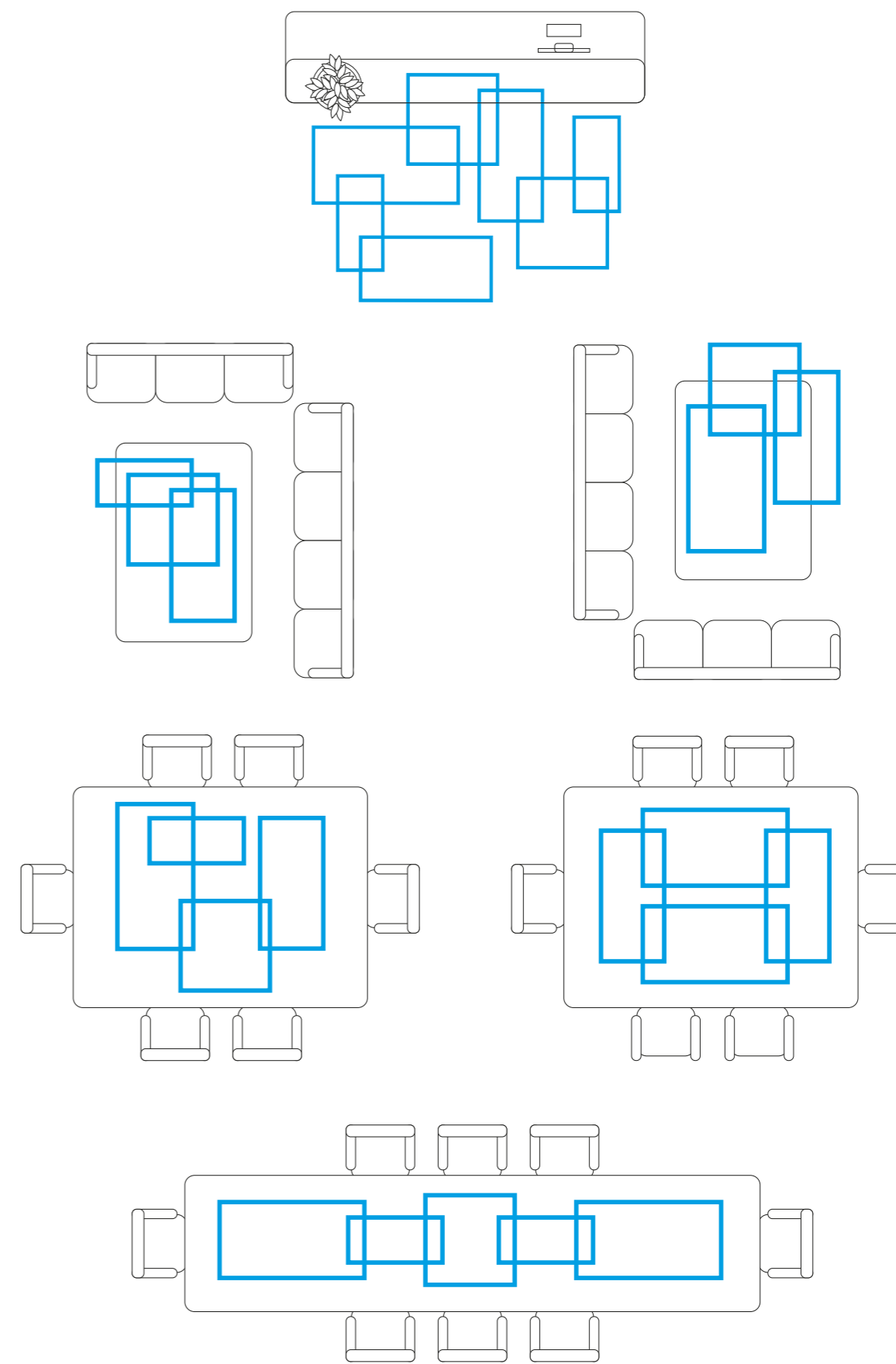


56

2137/S55

BRAGA LED

# FLAT



57

# FLAT

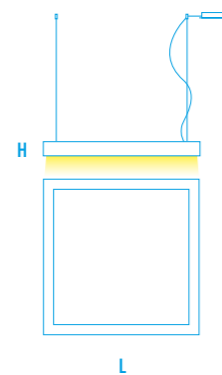
CRI > 80

**DIMMERABILE / DIMMABLE**

Vai a pagina / Go to page 432

**DIFFUSORE / DIFFUSER**

Metacrilato opalino  
Opaline-finish methacrylate



**2137/S55-1**

W 36 - Vac 230

Lm 2.300

M 2.700°K

C 3.000°K - W 4.000°K

L 550 x 550 mm

H 35 mm

L CAVI / CABLES 2.000 mm

**DIMMERABILE / DIMMABLE**

**2137/S55-1 - D4**

Taglio di fase / Phase Cut

**2137/S55-1 - D6**

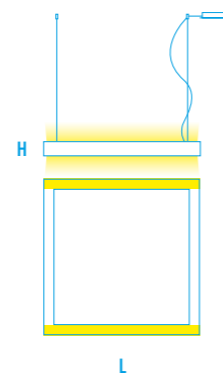
1-10V - DALI - PUSH - Bluetooth

**2137/S55-1 - D7**

ZigBee

**2137/S55-1 - D8**

CASAMBI



**2137/S55-2**

W 53 - Vac 230

Lm 2.300 (down) 1.000 (up)

M 2.700°K

C 3.000°K - W 4.000°K

L 550 x 550 mm

H 35 mm

L CAVI / CABLES 2.000 mm

**DIMMERABILE / DIMMABLE**

**2137/S55-2 - D4**

Taglio di fase / Phase Cut

**2137/S55-2 - D6**

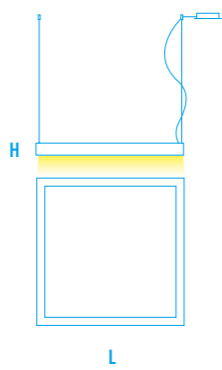
1-10V - DALI - PUSH - Bluetooth

**2137/S55-2 - D7**

ZigBee

**2137/S55-2 - D8**

CASAMBI



**2137/S75-1**

W 51 - Vac 230

Lm 3.200

M 2.700°K

C 3.000°K - W 4.000°K

L 750 x 750 mm

H 35 mm

L CAVI / CABLES 2.000 mm

**DIMMERABILE / DIMMABLE**

**2137/S75-1 - D4**

Taglio di fase / Phase Cut

**2137/S75-1 - D6**

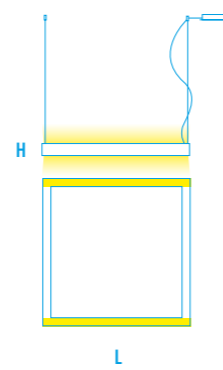
1-10V - DALI - PUSH - Bluetooth

**2137/S75-1 - D7**

ZigBee

**2137/S75-1 - D8**

CASAMBI



**2137/S75-2**

W 76 - Vac 230

Lm 3.200 (down) 1.600 (up)

M 2.700°K

C 3.000°K - W 4.000°K

L 750 x 750 mm

H 35 mm

L CAVI / CABLES 2.000 mm

**DIMMERABILE / DIMMABLE**

**2137/S75-2 - D4**

Taglio di fase / Phase Cut

**2137/S75-2 - D6**

1-10V - DALI - PUSH - Bluetooth

**2137/S75-2 - D7**

ZigBee

**2137/S75-2 - D8**

CASAMBI

58

10

Bianco  
White



13

Foglia Argento  
Silver Leaf



14

Foglia Oro  
Gold Leaf



15

Grigio  
Grey



19

Nero  
Black



23

Ruggine  
Rust



24

Ferro  
Iron



28

Oro  
Gold



19

Nero  
Black



24

Ferro  
Iron



10

Bianco  
White



14

Foglia Oro  
Gold Leaf



13

Foglia Argento  
Silver Leaf



22

Foglia rame  
Copper leaf



59



FLAT

2137/S90

## FLAT

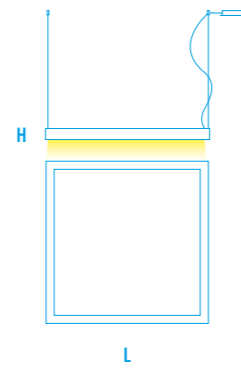
CRI > 80

DIMMERABILE / DIMMABLE

Vai a pagina / Go to page 432

DIFFUSORE / DIFFUSER

Metacrilato opalino  
Opaline-finish methacrylate



2137/S90-1

W 62 - Vac 230

Lm 3.900  
M 2.700°K  
C 3.000°K - W 4.000°K

L 900 x 900 mm  
H 35 mm  
L CAVI / CABLES 2.000 mm

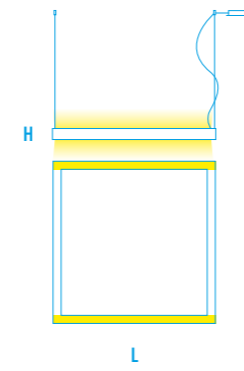
DIMMERABILE / DIMMABLE

2137/S90-1 - D4  
Taglio di fase / Phase Cut

2137/S90-1 - D6  
1-10V - DALI - PUSH - Bluetooth

2137/S90-1 - D7  
ZigBee

2137/S90-1 - D8  
CASAMBI



2137/S90-2

W 89 - Vac 230

Lm 3.900 (down) 1.700 (up)  
M 2.700°K  
C 3.000°K - W 4.000°K

L 900 x 900 mm  
H 35 mm  
L CAVI / CABLES 2.000 mm

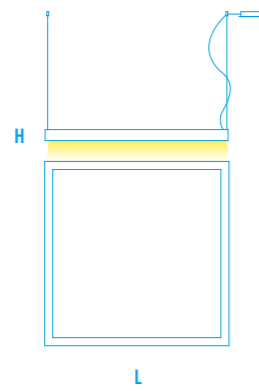
DIMMERABILE / DIMMABLE

2137/S90-2 - D4  
Taglio di fase / Phase Cut

2137/S90-2 - D6  
1-10V - DALI - PUSH - Bluetooth

2137/S90-2 - D7  
ZigBee

2137/S90-2 - D8  
CASAMBI



2137/S120-1

W 82 - Vac 230

Lm 5.200  
M 2.700°K  
C 3.000°K - W 4.000°K

L 1200 x 1200 mm  
H 35 mm  
L CAVI / CABLES 2.000 mm

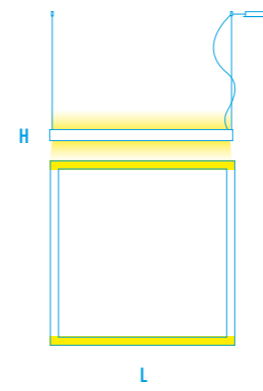
DIMMERABILE / DIMMABLE

2137/S120-1 - D4  
Taglio di fase / Phase Cut

2137/S120-1 - D6  
1-10V - DALI - PUSH - Bluetooth

2137/S120-1 - D7  
ZigBee

2137/S120-1 - D8  
CASAMBI



2137/S120-2

W 123 - Vac 230

Lm 5.200 (down) 2.600 (up)  
M 2.700°K  
C 3.000°K - W 4.000°K

L 1200 x 1200 mm  
H 35 mm  
L CAVI / CABLES 2.000 mm

DIMMERABILE / DIMMABLE

2137/S120-2 - D4  
Taglio di fase / Phase Cut

2137/S120-2 - D6  
1-10V - DALI - PUSH - Bluetooth

2137/S120-2 - D7  
ZigBee

2137/S120-2 - D8  
CASAMBI

10  
Bianco  
White



13  
Foglia Argento  
Silver Leaf



14  
Foglia Oro  
Gold Leaf



15  
Grigio  
Grey



19  
Nero  
Black



23  
Ruggine  
Rust



24  
Ferro  
Iron



28  
Oro  
Gold



19  
Nero  
Black

/



24  
Ferro  
Iron

/



10  
Bianco  
White

/



14  
Foglia Oro  
Gold Leaf



13  
Foglia Argento  
Silver Leaf



22  
Foglia rame  
Copper leaf



## FLAT

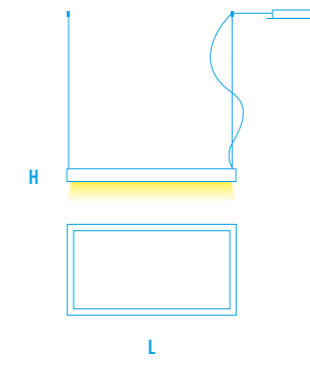
CRI > 80

DIMMERABILE / DIMMABLE

Vai a pagina / Go to page 432

DIFFUSORE / DIFFUSER

Metacrilato opalino  
Opaline-finish methacrylate



2138/S79-1

W 38 - Vac 230

Lm 2.400  
M 2.700°K  
C 3.000°K - W 4.000°K

L 790 x 390 mm  
H 35 mm  
L CAVI / CABLES 2.000 mm

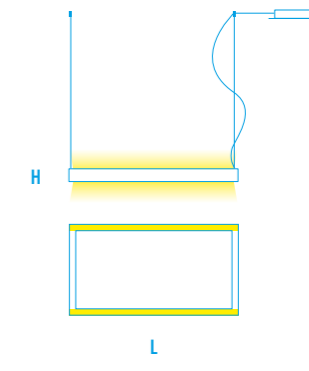
DIMMERABILE / DIMMABLE

2137/S120-2 - D4  
Taglio di fase / Phase Cut

2137/S120-2 - D6  
1-10V - DALI - PUSH - Bluetooth

2137/S120-2 - D7  
ZigBee

2137/S120-2 - D8  
CASAMBI



2138/S79-2

W 65 - Vac 230

Lm 2.400 (down) 1.700 (up)  
M 2.700°K  
C 3.000°K - W 4.000°K

L 790 x 390 mm  
H 35 mm  
L CAVI / CABLES 2.000 mm

DIMMERABILE / DIMMABLE

2137/S120-2 - D4  
Taglio di fase / Phase Cut

2137/S120-2 - D6  
1-10V - DALI - PUSH - Bluetooth

2137/S120-2 - D7  
ZigBee

2137/S120-2 - D8  
CASAMBI

10  
Bianco  
White



13  
Foglia Argento  
Silver Leaf



14  
Foglia Oro  
Gold Leaf



15  
Grigio  
Grey



19  
Nero  
Black



23  
Ruggine  
Rust



24  
Ferro  
Iron



28  
Oro  
Gold



19  
Nero  
Black

/



24  
Ferro  
Iron

/



10  
Bianco  
White

/



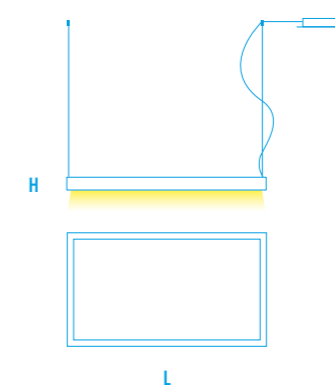
14  
Foglia Oro  
Gold Leaf



13  
Foglia Argento  
Silver Leaf



22  
Foglia rame  
Copper leaf



2138/S109-1

W 55 - Vac 230

Lm 3.450  
M 2.700°K  
C 3.000°K - W 4.000°K

L 1.090 x 540 mm  
H 35 mm  
L CAVI / CABLES 2.000 mm

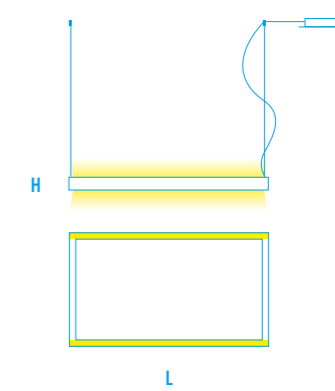
DIMMERABILE / DIMMABLE

2137/S120-2 - D4  
Taglio di fase / Phase Cut

2137/S120-2 - D6  
1-10V - DALI - PUSH - Bluetooth

2137/S120-2 - D7  
ZigBee

2137/S120-2 - D8  
CASAMBI



2138/S109-2

W 91 - Vac 230

Lm 3.450 (down) 2.250 (up)  
M 2.700°K  
C 3.000°K - W 4.000°K

L 1.090 x 540 mm  
H 35 mm  
L CAVI / CABLES 2.000 mm

DIMMERABILE / DIMMABLE

2137/S120-2 - D4  
Taglio di fase / Phase Cut

2137/S120-2 - D6  
1-10V - DALI - PUSH - Bluetooth

2137/S120-2 - D7  
ZigBee

2137/S120-2 - D8  
CASAMBI



## FLAT

CRI > 80

**DIMMERABILE / DIMMABLE**

Vai a pagina / Go to page 432

**DIFFUSORE / DIFFUSER**

Metacrilato opalino  
Opaline-finish methacrylate

10  
Bianco  
White



13  
Foglia Argento  
Silver Leaf



14  
Foglia Oro  
Gold Leaf



15  
Grigio  
Grey



19  
Nero  
Black



23  
Ruggine  
Rust



24  
Ferro  
Iron



28  
Oro  
Gold



19  
Nero  
Black



24  
Ferro  
Iron



10  
Bianco  
White



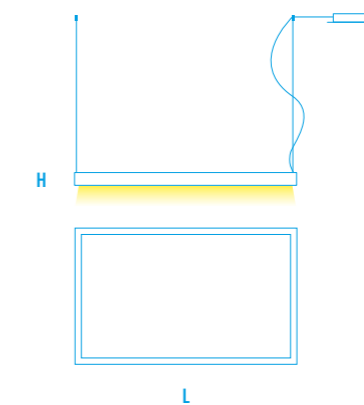

14  
Foglia Oro  
Gold Leaf



13  
Foglia Argento  
Silver Leaf



22  
Foglia rame  
Copper leaf



**2137/S129-1**

W 65 - Vac 230

Lm 4.150  
M 2.700°K  
C 3.000°K - W 4.000°K

L 1.290 x 640 mm  
H 35 mm  
L CAVI / CABLES 2.000 mm

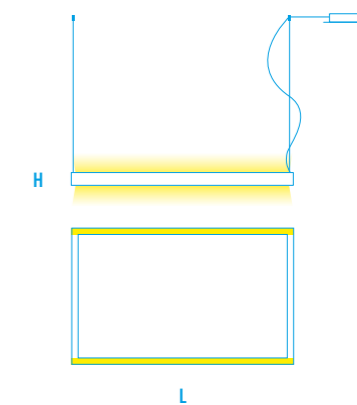
**DIMMERABILE / DIMMABLE**

**2137/S120-2 - D4**  
Taglio di fase / Phase Cut

**2137/S120-2 - D6**  
1-10V - DALI - PUSH - Bluetooth

**2137/S120-2 - D7**  
ZigBee

**2137/S120-2 - D8**  
CASAMBI



**2138/S129-2**

W 108 - Vac 230

Lm 4.150 (down) 2.700 (up)  
M 2.700°K  
C 3.000°K - W 4.000°K

L 1.290 x 640 mm  
H 35 mm  
L CAVI / CABLES 2.000 mm

**DIMMERABILE / DIMMABLE**

**2137/S120-2 - D4**  
Taglio di fase / Phase Cut

**2137/S120-2 - D6**  
1-10V - DALI - PUSH - Bluetooth

**2137/S120-2 - D7**  
ZigBee

**2137/S120-2 - D8**  
CASAMBI



# FLAT

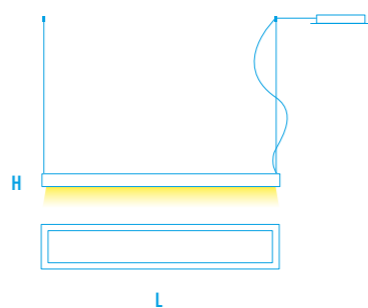
CRI > 80

**DIMMERABILE / DIMMABLE**

Vai a pagina / Go to page 432

**DIFFUSORE / DIFFUSER**

Metacrilato opalino  
Opaline-finish methacrylate



### 2137/S140-1

W 53 - Vac 230

Lm 3.400

M 2.700°K

C 3.000°K - W 4.000°K

L 1400 x 165 mm

H 35 mm

L CAVI / CABLES 1.800 mm

DIMMERABILE / DIMMABLE

**2137/S140-1 - D4**

Taglio di fase / Phase Cut

**2137/S140-1 - D6**

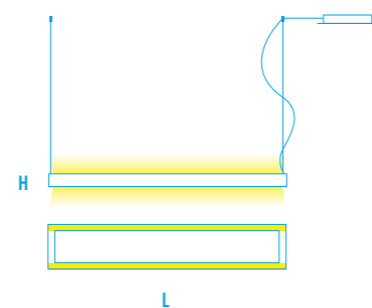
1-10V - DALI - PUSH - Bluetooth

**2137/S140-1 - D7**

ZigBee

**2137/S140-1 - D8**

CASAMBI



### 2137/S140-2

W 98 - Vac 230

Lm 3.400 (down) 2.800 (up)

M 2.700°K

C 3.000°K - W 4.000°K

L 1400 x 165 mm

H 35 mm

L CAVI / CABLES 1.800 mm

DIMMERABILE / DIMMABLE

**2137/S140-2 - D4**

Taglio di fase / Phase Cut

**2137/S140-2 - D6**

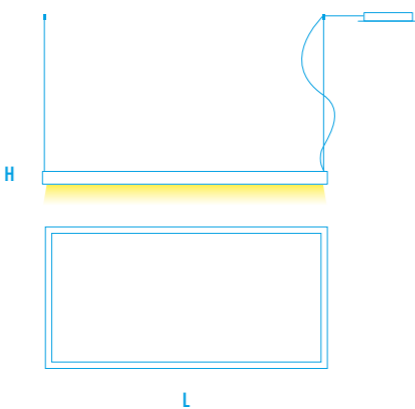
1-10V - DALI - PUSH - Bluetooth

**2137/S140-2 - D7**

ZigBee

**2137/S140-2 - D8**

CASAMBI



### 2138/S141-1

W 57 - Vac 230

Lm 3.600

M 2.700°K

C 3.000°K - W 4.000°K

L 1.410 x 290 mm

H 35 mm

L CAVI / CABLES 2.000 mm

DIMMERABILE / DIMMABLE

**2137/S120-2 - D4**

Taglio di fase / Phase Cut

**2137/S120-2 - D6**

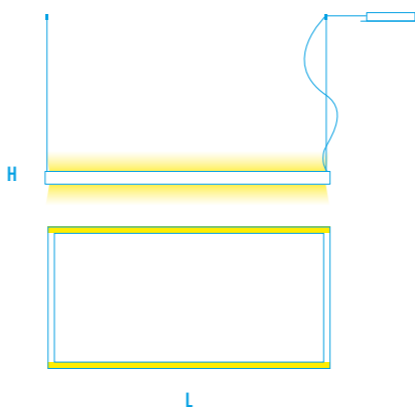
1-10V - DALI - PUSH - Bluetooth

**2137/S120-2 - D7**

ZigBee

**2137/S120-2 - D8**

CASAMBI



### 2138/S141-2

W 99 - Vac 230

Lm 3.600 (down) 2.650 (up)

M 2.700°K

C 3.000°K - W 4.000°K

L 1.410 x 290 mm

H 35 mm

L CAVI / CABLES 2.000 mm

DIMMERABILE / DIMMABLE

**2137/S120-2 - D4**

Taglio di fase / Phase Cut

**2137/S120-2 - D6**

1-10V - DALI - PUSH - Bluetooth

**2137/S120-2 - D7**

ZigBee

**2137/S120-2 - D8**

CASAMBI

64

10

Bianco  
White



13

Foglia Argento  
Silver Leaf



14

Foglia Oro  
Gold Leaf



15

Grigio  
Grey



19

Nero  
Black



23

Ruggine  
Rust



24

Ferro  
Iron



28

Oro  
Gold



19

Nero  
Black



24

Ferro  
Iron



10

Bianco  
White



/

/

/

14

Foglia Oro  
Gold Leaf



13

Foglia Argento  
Silver Leaf



22

Foglia rame  
Copper leaf



65



FLAT

2137/S140



# FLAT

CRI > 80

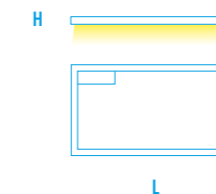
**DIMMERABILE / DIMMABLE**

Vai a pagina / Go to page 432

**DIFFUSORE / DIFFUSER**

Metacrilato opalino

Opaline-finish methacrylate



**2138/PL-79**

W 38 - Vac 230

Lm 2.400  
M 2.700°K  
C 3.000°K - W 4.000°K

L 790 x 390 mm  
H 35 mm

**DIMMERABILE / DIMMABLE**

**2138/PL-79 - D4**

Taglio di fase / Phase Cut

**2138/PL-79 - D6**

1-10V - DALI - PUSH - Bluetooth

**2138/PL-79 - D7**

ZigBee

**2138/PL-79 - D8**

CASAMBI

10  
Bianco  
White



14  
Foglia Oro  
Gold Leaf



19  
Nero  
Black



24  
Ferro  
Iron



19  
Nero  
Black



13  
Foglia Argento  
Silver Leaf



15  
Grigio  
Grey



23  
Ruggine  
Rust



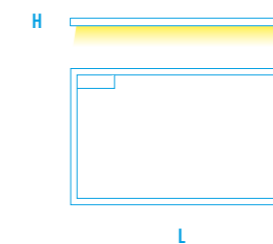
28  
Oro  
Gold



24  
Ferro  
Iron



10  
Bianco  
White



**2138/PL-129**

W 65 - Vac 230

Lm 4.100  
M 2.700°K  
C 3.000°K - W 4.000°K

L 1.290 x 640 mm  
H 35 mm

**DIMMERABILE / DIMMABLE**

**2138/PL-129 - D4**

Taglio di fase / Phase Cut

**2138/PL-129 - D6**

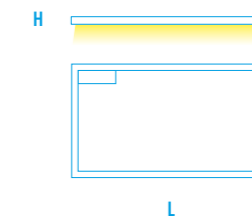
1-10V - DALI - PUSH - Bluetooth

**2138/PL-129 - D7**

ZigBee

**2138/PL-129 - D8**

CASAMBI



**2138/PL-109**

W 55 - Vac 230

Lm 3.450  
M 2.700°K  
C 3.000°K - W 4.000°K

L 1.090 x 540 mm  
H 35 mm

**DIMMERABILE / DIMMABLE**

**2138/PL-109 - D4**

Taglio di fase / Phase Cut

**2138/PL-109 - D6**

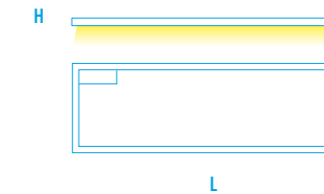
1-10V - DALI - PUSH - Bluetooth

**2138/PL-109 - D7**

ZigBee

**2138/PL-109 - D8**

CASAMBI



**2138/PL-141**

W 57 - Vac 230

Lm 3.600  
M 2.700°K  
C 3.000°K - W 4.000°K

L 1.410 x 290 mm  
H 35 mm

**DIMMERABILE / DIMMABLE**

**2138/PL-141 - D4**

Taglio di fase / Phase Cut

**2138/PL-141 - D6**

1-10V - DALI - PUSH - Bluetooth

**2138/PL-141 - D7**

ZigBee

**2138/PL-141 - D8**

CASAMBI

# FLAT

CRI > 80

**DIMMERABILE / DIMMABLE**

Vai a pagina / Go to page 432

**DIFFUSORE / DIFFUSER**

Metacrilato opalino  
Opaline-finish methacrylate

**ATTENZIONE:** Alimentatore non incluso  
**CAUTION:** Power supply not included

68

10  
Bianco  
White



13  
Foglia Argento  
Silver Leaf



14  
Foglia Oro  
Gold Leaf



15  
Grigio  
Grey



19  
Nero  
Black



23  
Ruggine  
Rust



24  
Ferro  
Iron



28  
Oro  
Gold



19  
Nero  
Black



24  
Ferro  
Iron



10  
Bianco  
White



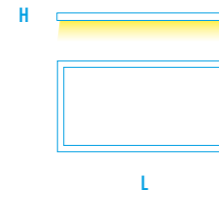
14  
Foglia Oro  
Gold Leaf



13  
Foglia Argento  
Silver Leaf



22  
Foglia rame  
Copper leaf



**2138/TR-79**

W 38 - Vac 230

Lm 3.700  
M 2.700°K  
C 3.000°K - W 4.000°K

L 790 x 390 mm  
H 35 mm

ON/OFF  
AL. 60-24

**DIMMERABILE / DIMMABLE**

AL.50-24 - D4

Taglio di fase / Phase Cut


AL.60-24 - D6

1-10V - DALI - PUSH - Bluetooth

AL.60-24 - D7

ZigBee

AL.60-24 - D8  
CASAMBI



**2138/TR-129**

W 65 - Vac 230

Lm 4.100  
M 2.700°K  
C 3.000°K - W 4.000°K

L 1.290 x 640 mm  
H 35 mm

ON/OFF  
AL. 100-24

**DIMMERABILE / DIMMABLE**

AL.75-24 - D4

Taglio di fase / Phase Cut

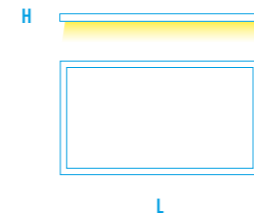
AL.100-24 - D6

1-10V - DALI - PUSH - Bluetooth

AL.100-24 - D7

ZigBee

AL.100-24 - D8  
CASAMBI



**2138/TR-109**

W 55 - Vac 230

Lm 3.450  
M 2.700°K  
C 3.000°K - W 4.000°K

L 1.090 x 540 mm  
H 35 mm

ON/OFF  
AL. 60-24

**DIMMERABILE / DIMMABLE**

AL.75-24 - D4

Taglio di fase / Phase Cut

AL.60-24 - D6

1-10V - DALI - PUSH - Bluetooth

AL.60-24 - D7

ZigBee

AL.60-24 - D8  
CASAMBI



**2138/TR-141**

W 57 - Vac 230

Lm 3.600  
M 2.700°K  
C 3.000°K - W 4.000°K

L 1.410 x 290 mm  
H 35 mm

ON/OFF  
AL. 100-24

**DIMMERABILE / DIMMABLE**

AL.75-24 - D4

Taglio di fase / Phase Cut

AL.100-24 - D6

1-10V - DALI - PUSH - Bluetooth

AL.100-24 - D7

ZigBee

AL.100-24 - D8  
CASAMBI



69

FLAT

2138/PL-141



## FLAT

CRI > 80

**DIMMERABILE / DIMMABLE**

Vai a pagina / Go to page 432

**DIFFUSORE / DIFFUSER**

Metacrilato opalino  
Opaline-finish methacrylate

**ATTENZIONE:** Alimentatore non incluso

**CAUTION:** Power supply not included

10

Bianco  
White



13

Foglia Argento  
Silver Leaf



14

Foglia Oro  
Gold Leaf



15

Grigio  
Grey



19

Nero  
Black



23

Ruggine  
Rust



24

Ferro  
Iron



28

Oro  
Gold



19

Nero  
Black



24

Ferro  
Iron



10

Bianco  
White



14

Foglia Oro  
Gold Leaf




13

Foglia Argento  
Silver Leaf



22

Foglia rame  
Copper leaf



2137/TR55

W 36 - Vdc 24

Lm 2.300

M 2.700°K

C 3.000°K - W 4.000°K

L 550 x 550 mm

H 35 mm

ON-OFF

AL.60-24

**DIMMERABILE / DIMMABLE**

AL.50-24 - D4

Taglio di fase / Phase Cut

AL.60-24 - D6


1-10V - DALI - PUSH - Bluetooth

AL.60-24 - D7

ZigBee

AL.60-24 - D8

CASAMBI



2137/TR75

W 51 - Vdc 24

Lm 3.200

M 2.700°K

C 3.000°K - W 4.000°K

L 750 x 750 mm

H 35 mm

ON-OFF

AL.60-24

**DIMMERABILE / DIMMABLE**

AL.75-24 - D4

Taglio di fase / Phase Cut

AL.60-24 - D6


1-10V - DALI - PUSH - Bluetooth

AL.60-24 - D7

ZigBee

AL.60-24 - D8

CASAMBI



2137/TR90

W 62 - Vdc 24

Lm 3.900

M 2.700°K

C 3.000°K - W 4.000°K

L 900 x 900 mm

H 35 mm

ON-OFF

AL.100-24

**DIMMERABILE / DIMMABLE**

AL.75-24 - D4

Taglio di fase / Phase Cut

AL.100-24 - D6


1-10V - DALI - PUSH - Bluetooth

AL.100-24 - D7

ZigBee

AL.100-24 - D8

CASAMBI



2137/TR120

W 82 - Vdc 24

Lm 5.200

M 2.700°K

C 3.000°K - W 4.000°K

L 1200 x 1200 mm

H 35 mm

ON-OFF

AL.100-24

**DIMMERABILE / DIMMABLE**

AL.100-24 - D4

Taglio di fase / Phase Cut

AL.100-24 - D6

1-10V - DALI - PUSH - Bluetooth

AL.100-24 - D7

ZigBee

AL.100-24 - D8

CASAMBI



BRAGA LED

2137/AP20

BRANDE MIGRAZIONE  
La fotografia in cento immagini  
Signs



FLAT

2137/AP54

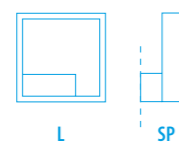
# FLAT

CRI > 80

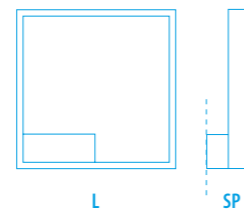
**DIMMERABILE / DIMMABLE**  
Vai a pagina / Go to page 432

**DIFFUSORE / DIFFUSER**  
Metacrilato opalino  
Opaline-finish methacrylate

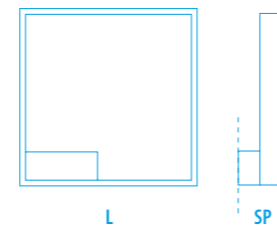
74



**2137/AP20**  
W 12 - Vac 230  
Lm 750  
M 2.700°K  
C 3.000°K - W 4.000°K  
L 200 x 200 mm  
SP 85 mm  
**DIMMERABILE / DIMMABLE**  
**2137/AP20 - D6**  
1-10V - DALI - PUSH - Bluetooth




**2137/AP45**  
W 31 - Vac 230  
Lm 1.900  
M 2.700°K  
C 3.000°K - W 4.000°K  
L 450 x 450 mm  
SP 75 mm  
**DIMMERABILE / DIMMABLE**  
**2137/AP45 - D4**  
Taglio di fase / Phase Cut  
**2137/AP45 - D6**  
1-10V - DALI - PUSH - Bluetooth  
**2137/AP45 - D7**  
ZigBee  
**2137/AP45 - D8**  
CASAMBI



**2137/AP54**  
W 36 - Vac 230  
Lm 2.300  
M 2.700°K  
C 3.000°K - W 4.000°K  
L 540 x 540 mm  
SP 75 mm  
**DIMMERABILE / DIMMABLE**  
**2137/AP54 - D4**  
Taglio di fase / Phase Cut  
**2137/AP54 - D6**  
1-10V - DALI - PUSH - Bluetooth  
**2137/AP54 - D7**  
ZigBee  
**2137/AP54 - D8**  
CASAMBI

19 Nero Black /  
24 Ferro Iron /  
10 Bianco White /  
14 Foglia Oro Gold Leaf  
13 Foglia Argento Silver Leaf  
22 Foglia rame Copper leaf

10 Bianco White  
13 Foglia Argento Silver Leaf  
14 Foglia Oro Gold Leaf  
15 Grigio Grey  
19 Nero Black  
23 Ruggine Rust  
24 Ferro Iron  
28 Oro Gold



75



FLAT

2137/AP54

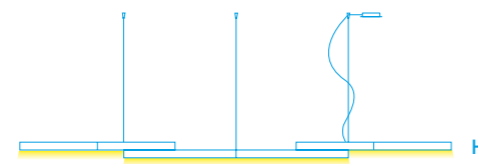


FLAT

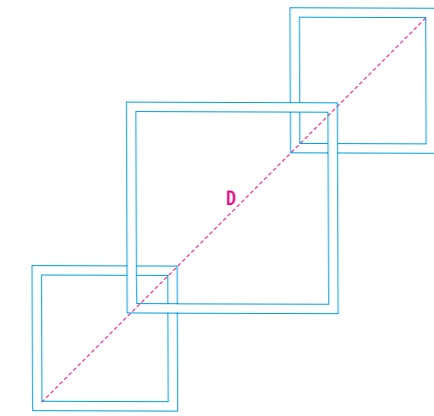
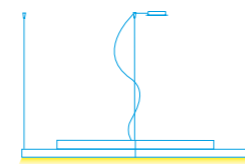
CRI > 80

**DIMMERABILE / DIMMABLE**  
Vai a pagina / Go to page 432

**DIFFUSORE / DIFFUSER**  
Metacrilato opalino  
Opaline-finish methacrylate



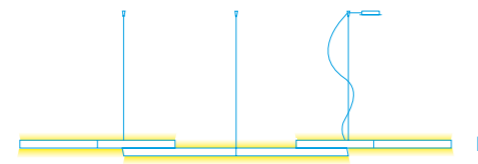
L2



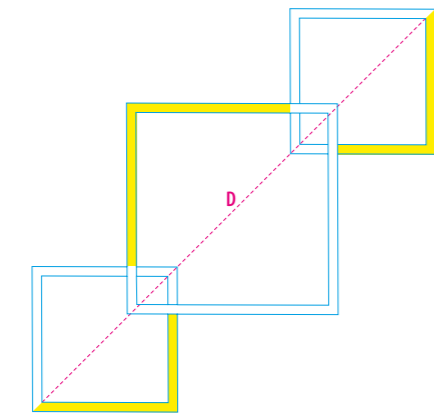
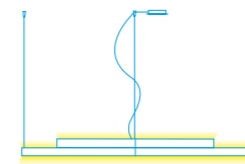
L2

**2136/S110-1**  
W 85 - Vac 230  
Lm 5.300  
M 2.700°K  
C 3.000°K - W 4.000°K  
L1 1100 mm  
L2 1100 mm  
D 1480 mm  
H 65 mm  
L CAVI / CABLES 2000 mm

**DIMMERABILE / DIMMABLE**  
**2136/S110-1 - D4**  
Taglio di fase / Phase Cut  
**2136/S110-1 - D6**  
1-10V - DALI - PUSH - Bluetooth  
**2136/S110-1 - D7**  
ZigBee  
**2136/S110-1 - D8**  
CASAMBI



L






L2

**2136/S110-2**  
W 119 - Vac 230  
Lm 5.300 (down) 2.100 (up)  
M 2.700°K  
C 3.000°K - W 4.000°K  
L1 1100 mm  
L2 1100 mm  
D 1480 mm  
H 65 mm  
L CAVI / CABLES 2000 mm


**DIMMERABILE / DIMMABLE**  
**2136/S110-2 - D4**  
Taglio di fase / Phase Cut  
**2136/S110-2 - D6**  
1-10V - DALI - PUSH - Bluetooth  
**2136/S110-2 - D7**  
ZigBee  
**2136/S110-2 - D8**  
CASAMBI

- 19 Nero / Black
- 24 Ferro / Iron
- 10 Bianco / White
- 14 Foglia Oro / Gold Leaf
- 13 Foglia Argento / Silver Leaf
- 22 Foglia rame / Copper leaf

- 10 Bianco / White
- 13 Foglia Argento / Silver Leaf
- 14 Foglia Oro / Gold Leaf
- 15 Grigio / Grey
- 19 Nero / Black
- 23 Ruggine / Rust
- 24 Ferro / Iron
- 28 Oro / Gold







## FLAT

CRI > 80

**DIMMERABILE / DIMMABLE**  
 Vai a pagina / Go to page 432

**DIFFUSORE / DIFFUSER**  
 Metacrilato opalino  
 Opaline-finish methacrylate

10  
 Bianco  
 White



13  
 Foglia Argento  
 Silver Leaf



14  
 Foglia Oro  
 Gold Leaf



15  
 Grigio  
 Grey



19  
 Nero  
 Black



23  
 Ruggine  
 Rust



24  
 Ferro  
 Iron



28  
 Oro  
 Gold



19  
 Nero  
 Black



24  
 Ferro  
 Iron



10  
 Bianco  
 White



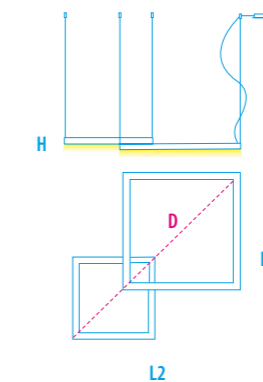
14  
 Foglia Oro  
 Gold Leaf



13  
 Foglia Argento  
 Silver Leaf



22  
 Foglia rame  
 Copper leaf



2136/S65-1

W 50 - Vac 230

Lm 3.150

M 2.700°K

C 3.000°K - W 4.000°K

L1 650 mm

L2 650 mm

D 900 mm

H 65 mm

L CAVI / CABLES 2000 mm

**DIMMERABILE / DIMMABLE**

2136/S65-1 - D4

Taglio di fase / Phase Cut

2136/S65-1 - D6

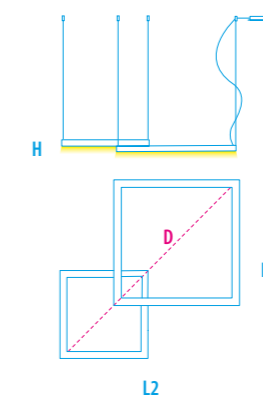
1-10V - DALI - PUSH - Bluetooth

2136/S65-1 - D7

ZigBee

2136/S65-1 - D8

CASAMBI



2136/S80-1

W 60 - Vac 230

Lm 3.800

M 2.700°K

C 3.000°K - W 4.000°K

L1 800 mm

L2 800 mm

D 1160 mm

H 65 mm

L CAVI / CABLES 2000 mm

**DIMMERABILE / DIMMABLE**

2136/S80-1 - D4

Taglio di fase / Phase Cut

2136/S80-1 - D6

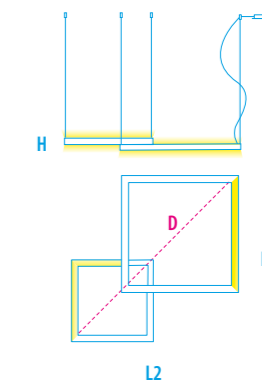
1-10V - DALI - PUSH - Bluetooth

2136/S80-1 - D7

ZigBee

2136/S80-1 - D8

CASAMBI



2136/S65-2

W 70 - Vac 230

Lm 3.150 (down) 1.250 (up)

M 2.700°K

C 3.000°K - W 4.000°K

L1 650 mm

L2 650 mm

D 900 mm

H 65 mm

L CAVI / CABLES 2000 mm

**DIMMERABILE / DIMMABLE**

2136/S65-2 - D4

Taglio di fase / Phase Cut

2136/S65-2 - D6

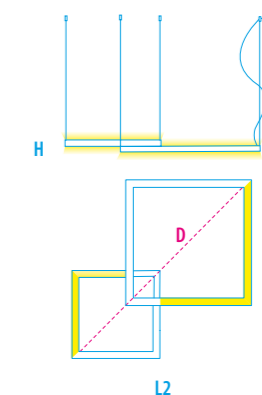
1-10V - DALI - PUSH - Bluetooth

2136/S65-2 - D7

ZigBee

2136/S65-2 - D8

CASAMBI



2136/S80-2

W 85 - Vac 230

Lm 3.800 (down) 1.600 (up)

M 2.700°K

C 3.000°K - W 4.000°K

L1 800 mm

L2 800 mm

D 1160 mm

H 65 mm

L CAVI / CABLES 2000 mm

**DIMMERABILE / DIMMABLE**

2136/S80-2 - D4

Taglio di fase / Phase Cut

2136/S80-2 - D6

1-10V - DALI - PUSH - Bluetooth

2136/S80-2 - D7

ZigBee

2136/S80-2 - D8

CASAMBI

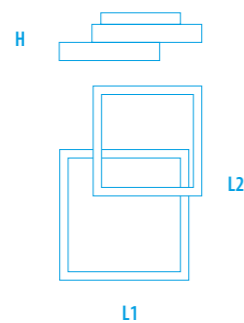


**FLAT**

CRI > 80

**DIMMERABILE / DIMMABLE**  
Vai a pagina / Go to page 432

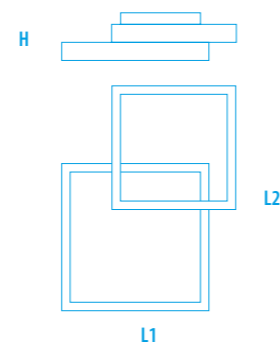
**DIFFUSORE / DIFFUSER**  
Metacrilato opalino  
Opaline-finish methacrylate



**2136/PL50**  
W 40 - Vac 230  
Lm 2.500  
M 2.700°K  
C 3.000°K - W 4.000°K  
L1 540 mm  
L2 410 mm  
H 100 mm

**DIMMERABILE / DIMMABLE**

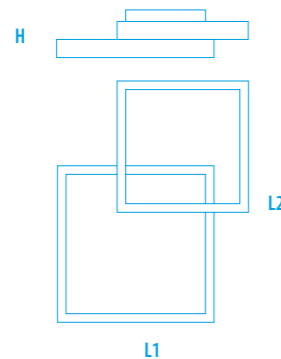
**2136/PL50 - D4**  
Taglio di fase / Phase Cut  
**2136/PL50 - D6**  
1-10V - DALI - PUSH - Bluetooth  
**2136/PL50 - D7** ZigBee  
**2136/PL50 - D8** CASAMBI



**2136/PL60**  
W 45 - Vac 230  
Lm 2.800  
M 2.700°K  
C 3.000°K - W 4.000°K  
L1 600 mm  
L2 500 mm  
H 100 mm

**DIMMERABILE / DIMMABLE**

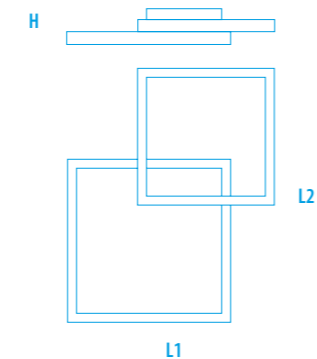
**2136/PL60 - D4**  
Taglio di fase / Phase Cut  
**2136/PL60 - D6**  
1-10V - DALI - PUSH - Bluetooth  
**2136/PL60 - D7** ZigBee  
**2136/PL60 - D8** CASAMBI



**2136/PL75**  
W 55 - Vac 230  
Lm 3.450  
M 2.700°K  
C 3.000°K - W 4.000°K  
L1 750 mm  
L2 650 mm  
H 100 mm

**DIMMERABILE / DIMMABLE**

**2136/PL75 - D4**  
Taglio di fase / Phase Cut  
**2136/PL75 - D6**  
1-10V - DALI - PUSH - Bluetooth  
**2136/PL75 - D7** ZigBee  
**2136/PL75 - D8** CASAMBI



**2136/PL90**  
W 66 - Vac 230  
Lm 4.200  
M 2.700°K  
C 3.000°K - W 4.000°K  
L1 900 mm  
L2 800 mm  
H 100 mm

**DIMMERABILE / DIMMABLE**

**2136/PL90 - D4**  
Taglio di fase / Phase Cut  
**2136/PL90 - D6**  
1-10V - DALI - PUSH - Bluetooth  
**2136/PL90 - D7** ZigBee  
**2136/PL90 - D8** CASAMBI

- 19 Nero Black
- 24 Ferro Iron
- 10 Bianco White
- /
- /
- /
- 14 Foglia Oro Gold Leaf
- 13 Foglia Argento Silver Leaf
- 22 Foglia rame Copper leaf



- 10 Bianco White
- 13 Foglia Argento Silver Leaf
- 14 Foglia Oro Gold Leaf
- 15 Grigio Grey
- 19 Nero Black
- 23 Ruggine Rust
- 24 Ferro Iron
- 28 Oro Gold



FLAT

2136/PL90



# FLAT

CRI > 80

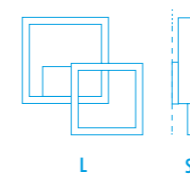
**DIMMERABILE / DIMMABLE**

Vai a pagina / Go to page 434

**DIFFUSORE / DIFFUSER**

Metacrilato opalino

Opaline-finish methacrylate



**2136/A25**

**W** 19 - **Vac** 230

**Lm** 1.200

**M** 2.700°K

**C** 3.000°K - **W** 4.000°K

**L** 250 x 250 mm

**SP** 80 mm

**DIMMERABILE / DIMMABLE**

**2136/A25 - D6**

1-10V - DALI - PUSH - Bluetooth

**19**

Nero  
Black

/

**14**

Foglia Oro  
Gold Leaf



**24**

Ferro  
Iron

/

**13**

Foglia Argento  
Silver Leaf



**10**

Bianco  
White

/

**22**

Foglia rame  
Copper leaf



**10**

Bianco  
White



**13**

Foglia Argento  
Silver Leaf



**14**

Foglia Oro  
Gold Leaf



**15**

Grigio  
Grey



**19**

Nero  
Black



**23**

Ruggine  
Rust



**24**

Ferro  
Iron



**28**

Oro  
Gold

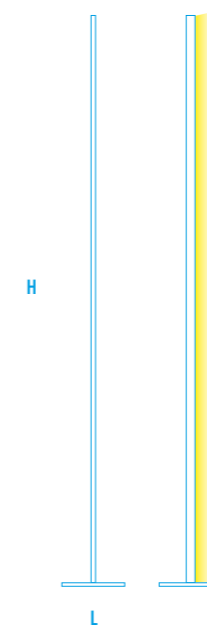




2136/T

BRAGA LED


FLAT



**2136/T**  
**W** 34 - **Vac** 230  
**Lm** 2.200  
**M** 2.700°K  
**C** 3.000°K - **W** 4.000°K  
**L** 20 x 40 mm  
**H** 1.950 mm  
**BASE** 210 x 210 mm  
**TOUCH DIMMER**

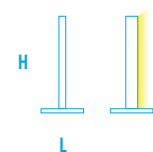
CRI > 80

**DIFFUSORE / DIFFUSER**  
 Metacrilato opalino  
 Opaline-finish methacrylate



FLAT

90



2136/L

W 4 - Vac 230

Lm 250

M 2.700°K

C 3.000°K - W 4.000°K

L 20 x 40 mm

H 250 mm

BASE 80 x 80 mm

CRI > 80

**DIFFUSORE / DIFFUSER**  
Metacrilato opalino  
Opaline-finish methacrylate

10 Bianco White	13 Foglia Argento Silver Leaf	14 Foglia Oro Gold Leaf	15 Grigio Grey	19 Nero Black	23 Ruggine Rust	24 Ferro Iron	28 Oro Gold



91

FLAT

2136/L

Eclettica

92



BRAGA LED



93



ECLETTICA

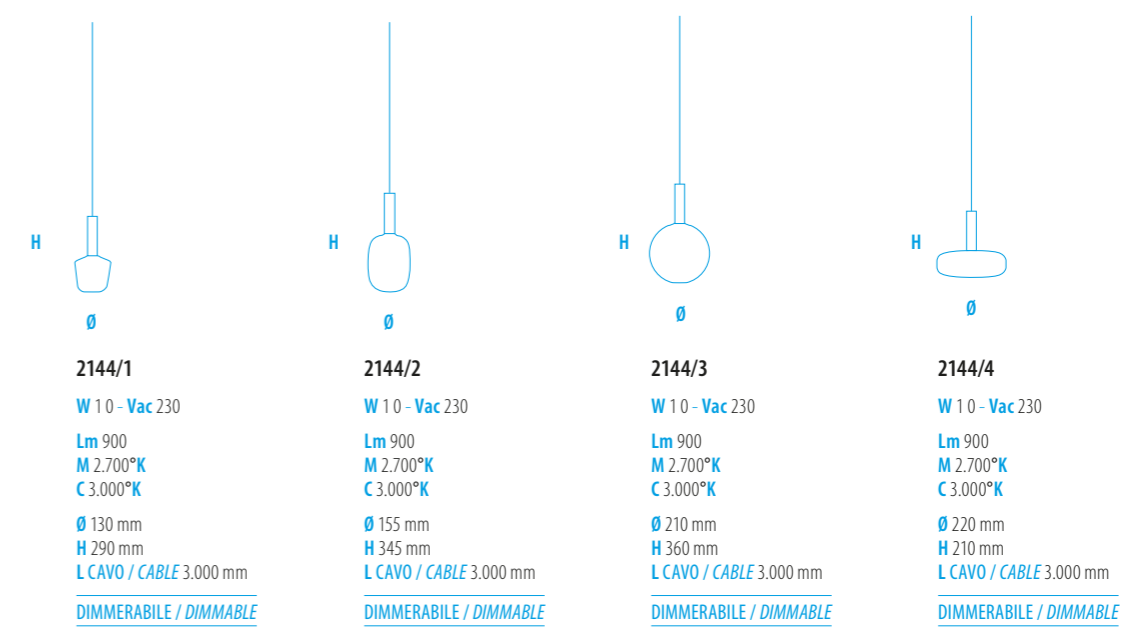
N°4 2144/1 + N°3 2144/2 + 2144/3 + N°3 2144/4 + 2146/PL11







BRAGA LED

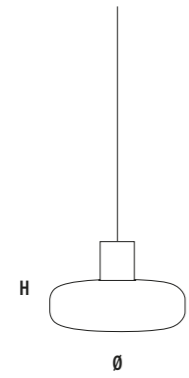


CRI > 80

DIMMERABILE / DIMMABLE  
Vai a pagina / Go to page 438

DIFFUSORE / DIFFUSER  
Metacrilato opalino  
Opaline-finish methacrylate





**2151/5**

1 x max 70W E27   
 o/or  
**LED**  
 Ø 450 mm  
 H 260 mm  
 L CAVO / CABLE 2.000 mm



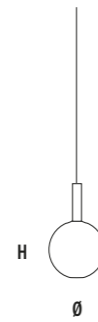
**2151/1**

1 x max 42W E14   
 o/or  
**LED**  
 Ø 130 mm  
 H 290 mm  
 L CAVO / CABLE 3.000 mm



**2151/2**

1 x max 42W E14   
 o/or  
**LED**  
 Ø 155 mm  
 H 345 mm  
 L CAVO / CABLE 3.000 mm



**2151/3**

1 x max 42W E14   
 o/or  
**LED**  
 Ø 210 mm  
 H 360 mm  
 L CAVO / CABLE 3.000 mm



**2151/4**

1 x max 42W E14   
 o/or  
**LED**  
 Ø 220 mm  
 H 210 mm  
 L CAVO / CABLE 3.000 mm

**V4**  
 Trasparente  
 Transparent

**V5**  
 Cromo  
 Chrome

**V6**  
 Bronzo  
 Bronze

**V7**  
 Viola  
 Purple






100

2151/4 + 2146/R1

BRAGA LED



101

ECLETTICA


2151/5 + 2146/R1



2147/150

L 1.500  
L2 30 mm  
H 47 mm

Numero di fori per sospensioni su richiesta / Number of holes for pendants on request



2147/50

L 500 mm  
L2 30 mm  
H 47 mm

2147/100

L 1.000 mm  
L2 30 mm  
H 47 mm

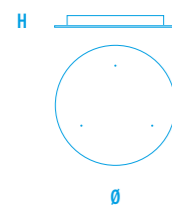
2147/200

L 2.000 mm  
L2 30 mm  
H 47 mm

2147/250

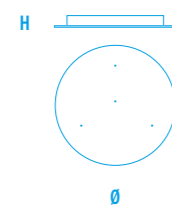
L 2.500 mm  
L2 30 mm  
H 47 mm

102



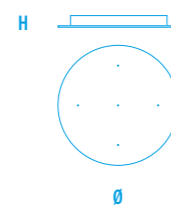
2146/PL3

Ø 440 mm  
H 60 mm



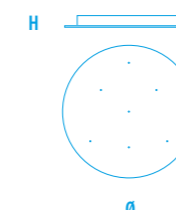
2146/PL4

Ø 440 mm  
H 60 mm



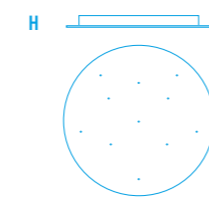
2146/PL5

Ø 440 mm  
H 60 mm



2146/PL7

Ø 560 mm  
H 60 mm



2146/PL11

Ø 700 mm  
H 60 mm



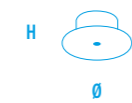
2146/N

Ø 20 mm  
H 15 mm



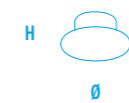
2146/A

Ø 120 mm  
SP 150 mm



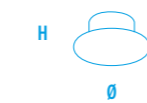
2146/R1

Ø 150 mm  
H 30 mm



2146/R6

Ø 140 mm  
H 30 mm

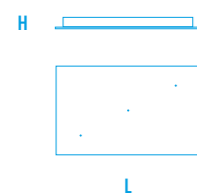


2146/R12

Ø 175 mm  
H 30 mm

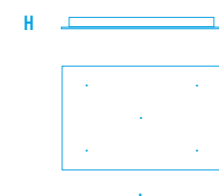
Rosone per collegamento da 2 a 6  
Canopy for connection from 2 to 6

Rosone per collegamento da 2 a 12  
Canopy for connection from 2 to 12



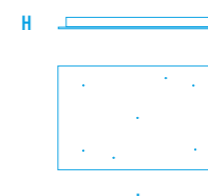
2145/PL50/3

L 530 x 300 mm  
H 45 mm



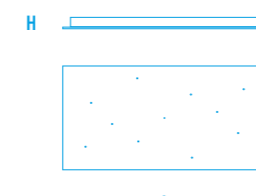
2145/PL80/5

L 800 x 500 mm  
H 45 mm



2145/PL80/7

L 800 x 500 mm  
H 45 mm




2145/PL110/11


L 1.100 x 500 mm  
H 45 mm

10  
Bianco  
White



103





104

2151/1 + 2146/A

BRAGA LED



105

ECLETTICA

2151/2 + 2146/A

# Bon ton



106

N°3 2152/1 + 2146/PL3

BRAGA LED



107

BON TON

N°3 2152/1 + N°2 2152/2 + 2146/PL5



2152/1

W 8 - Vac 230

Lm 650

M 2.700°K

C 3.000°K

Ø 100

H 290 mm

L CAVI / CABLES 3.000 mm

DIMMERABILE / DIMMABLE



2152/2

W 8 - Vac 230

Lm 650

M 2.700°K

C 3.000°K

Ø 100

H 430 mm

L CAVI / CABLES 3.000 mm

DIMMERABILE / DIMMABLE

CRI > 80

DIMMERABILE / DIMMABLE

Vai a pagina / Go to page 438

DIFFUSORE / DIFFUSER

Metacrilato opalino  
Opaline-finish methacrylate

V4

Trasparente  
Transparent



V6

Bronzo  
Bronze



V8

Titanio  
Titanium





BON TON



2147/150

L 1.500  
L2 30 mm  
H 47 mm

Numero di fori per sospensioni su richiesta / Number of holes for pendants on request



2147/50

L 500 mm  
L2 30 mm  
H 47 mm

2147/100

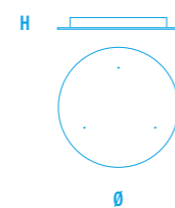
L 1.000 mm  
L2 30 mm  
H 47 mm

2147/200

L 2.000 mm  
L2 30 mm  
H 47 mm

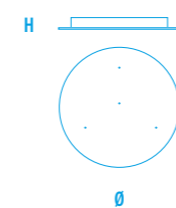
2147/250

L 2.500 mm  
L2 30 mm  
H 47 mm



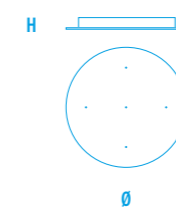
2146/PL3

Ø 440 mm  
H 60 mm



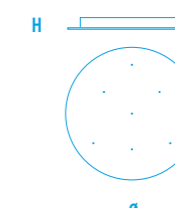
2146/PL4

Ø 440 mm  
H 60 mm



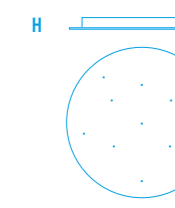
2146/PL5

Ø 440 mm  
H 60 mm



2146/PL7

Ø 560 mm  
H 60 mm



2146/PL11

Ø 700 mm  
H 60 mm



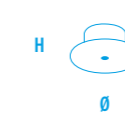
2146/N

Ø 20 mm  
H 15 mm



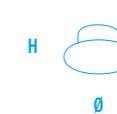
2146/A

Ø 120 mm  
SP 150 mm



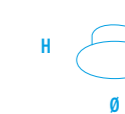
2146/R1

Ø 150 mm  
H 30 mm



2146/R6

Ø 140 mm  
H 30 mm

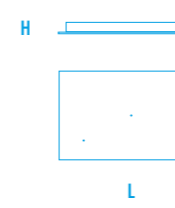


2146/R12

Ø 175 mm  
H 30 mm

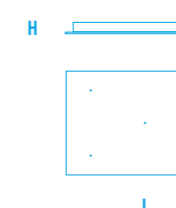
Rosone per collegamento da 2 a 6  
Canopy for connection from 2 to 6

Rosone per collegamento da 2 a 12  
Canopy for connection from 2 to 12



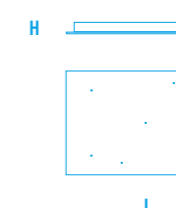
2145/PL50/3

L 530 x 300 mm  
H 45 mm



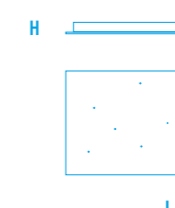
2145/PL80/5

L 800 x 500 mm  
H 45 mm



2145/PL80/7

L 800 x 500 mm  
H 45 mm



2145/PL110/11

L 1.100 x 500 mm  
H 45 mm

10  
Bianco  
White





# BON TON

112



**2153/1**

1 x max 42W E14

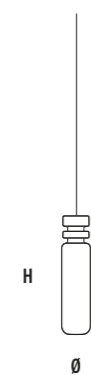
o/or

LED

Ø 100 mm

H 290 mm

L CAVO / CABLE 3.000 mm



**2153/2**

1 x max 42W E14

o/or

LED

Ø 100 mm

H 430 mm

L CAVO / CABLE 3.000 mm


CRI > 80

**V4**  
Trasparente  
Transparent

**V6**  
Bronzo  
Bronze

**V7**  
Viola  
Purple

**V8**  
Titanio  
Titanium



113

BON TON

N°3 2152/1 + 2146/R6 + 2146/N



114

2153/1 + 2153/2 + N°2 2146/A


BRAGA LED



115

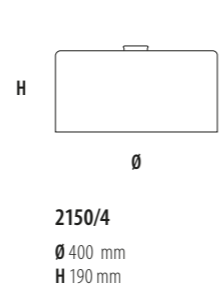
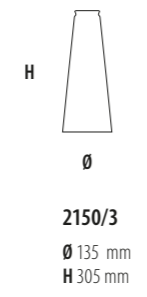
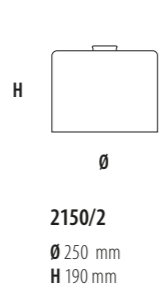
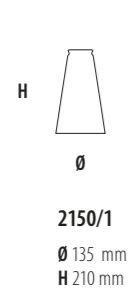
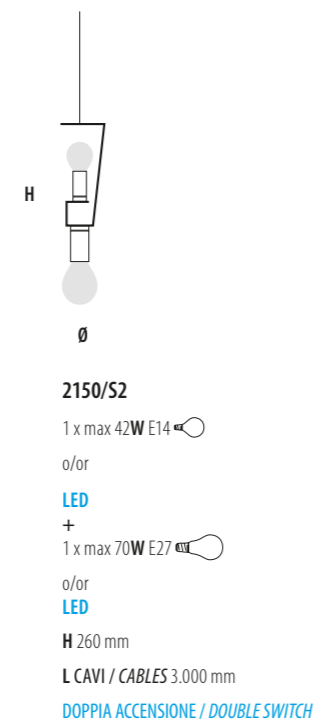
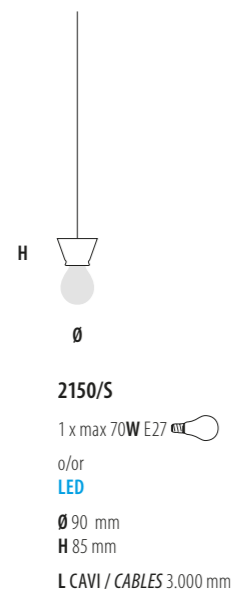
BON TON

# Up & Down




UP & DOWN

118



<b>10</b> Bianco White	<b>15</b> Grigio Grey	<b>19</b> Nero Black	<b>23</b> Ruggine Rust	<b>24</b> Ferro Iron	<b>28</b> Oro Gold	<b>29</b> Alluminio Spaz. Brushed Alum.	<b>30</b> Gunmetal	<b>31</b> Rosé Spaz. Brushed Rosé	<b>32</b> Bronzo Spaz. Brush. Bronze	<b>33</b> Oro Spaz. Brush. Gold
<b>10</b> Bianco White	<b>13</b> Foglia Argento Silver Leaf	<b>14</b> Foglia Oro Gold Leaf	<b>22</b> Foglia rame Copper leaf	<b>10</b> Bianco White						

119



UP & DOWN

N°2 2150/3 + 2150/S2 + 2146/R1



2150/1 + 2150/3 + 2150/S2 + 2146/R1

BRAGA LED

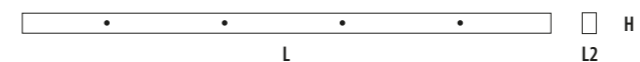


UP & DOWN

2150/S + 2150/1 + 2146/R1




UP & DOWN



2147/150

L 1.500  
L2 30 mm  
H 47 mm

Numero di fori per sospensioni su richiesta / Number of holes for pendants on request



2147/50

L 500 mm  
L2 30 mm  
H 47 mm

2147/100

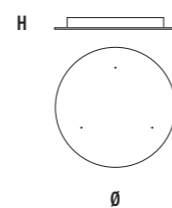
L 1.000 mm  
L2 30 mm  
H 47 mm

2147/200

L 2.000 mm  
L2 30 mm  
H 47 mm

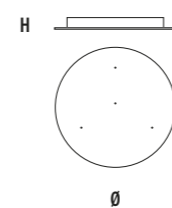
2147/250

L 2.500 mm  
L2 30 mm  
H 47 mm



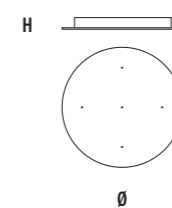
2146/PL3

Ø 440 mm  
H 60 mm



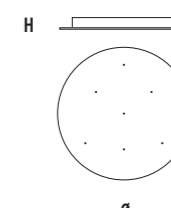
2146/PL4

Ø 440 mm  
H 60 mm



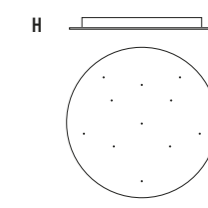
2146/PL5

Ø 440 mm  
H 60 mm



2146/PL7

Ø 560 mm  
H 60 mm



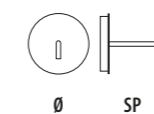
2146/PL11

Ø 700 mm  
H 60 mm



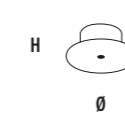
2146/N

Ø 20 mm  
H 15 mm



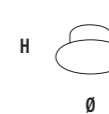
2146/A

Ø 120 mm  
SP 150 mm  
Per/For 2150/1-2



2146/R1

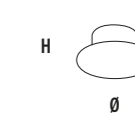
Ø 150 mm  
H 30 mm



2146/R6

Ø 140 mm  
H 30 mm

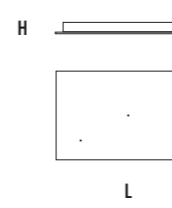
Rosone per collegamento da 2 a 6  
Canopy for connection from 2 to 6



2146/R12

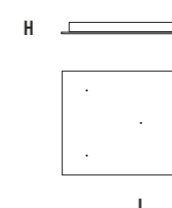
Ø 175 mm  
H 30 mm

Rosone per collegamento da 2 a 12  
Canopy for connection from 2 to 12



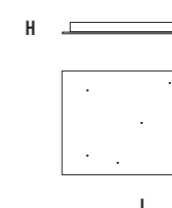
2145/PL50/3

L 530 x 300 mm  
H 45 mm



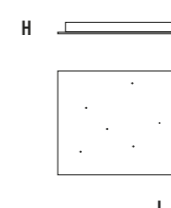
2145/PL80/5

L 800 x 500 mm  
H 45 mm



2145/PL80/7

L 800 x 500 mm  
H 45 mm



2145/PL110/11

L 1.100 x 500 mm  
H 45 mm

10  
Bianco  
White







126

2146/PL4 + N°3 2150/S + N°3 2150/1 + N°2 2150/3 + 2150/S2

BRAGA LED



127

UP & DOWN

2150/2 + 2150/4 + 2150/S2 + 2146/R1



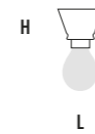


128

N°2 2150/PL + N°2 2150/1 + N°2 2150/PL3 + N°2 2150/3

BRAGA LED

## UP & DOWN

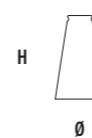


**2150/PL**  
 1 x max 70W E27   
 o/or  
**LED**  
 Ø 90 mm  
 H 85 mm  
 PER / FOR 2150/1-2-4

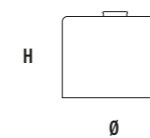


**2150/PL3**  
 1 x max 70W E27   
 o/or  
**LED**  
 Ø 90 mm  
 H 260 mm  
 PER / FOR 2150/3

129



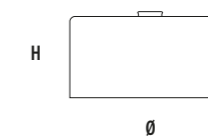
**2150/1**  
 Ø 135 mm  
 H 210 mm



**2150/2**  
 Ø 250 mm  
 H 190 mm



**2150/3**  
 Ø 135 mm  
 H 305 mm



**2150/4**  
 Ø 400 mm  
 H 190 mm

10  
Bianco  
White



15  
Grigio  
Grey



19  
Nero  
Black



23  
Ruggine  
Rust



24  
Ferro  
Iron



28  
Oro  
Gold



29  
Alluminio Spaz.  
Brushed Alum.



30  
Gunmetal



31  
Rosé Spaz.  
Brushed Rosé



32  
Bronzo Spaz.  
Brush. Bronze



33  
Oro Spaz.  
Brush. Gold



10  
Bianco  
White



13  
Foglia Argento  
Silver Leaf



14  
Foglia Oro  
Gold Leaf



22  
Foglia rame  
Copper leaf



10  
Bianco  
White





130

131

## UP & DOWN

POSSIBILITÀ DI COMPOSIZIONE - POSSIBILITY OF COMPOSING

	2150/1	2150/2	2150/3	2150/4	2150/5
2150/1					
2150/2					
2150/3					
2150/4					

10 Bianco White	15 Grigio Grey	19 Nero Black	23 Ruggine Rust	24 Ferro Iron	28 Oro Gold	29 Alluminio Spaz. Brushed Alum.	30 Gunmetal	31 Rosé Spaz. Brushed Rosé	32 Bronzo Spaz. Brush. Bronze	33 Oro Spaz. Brush. Gold
10 Bianco White	13 Foglia Argento Silver Leaf	14 Foglia Oro Gold Leaf	22 Foglia rame Copper leaf						10 Bianco White	

N°2 2146/A + 2150/1 + 2150/3 + N°2 2150/S

BRAGA LED



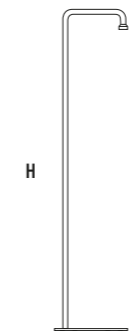
2150/T1 + 2150/5 + 2150/2

BRAGA LED

UP & DOWN

ESEMPIO D'ORDINE PAG. 132  
EXAMPLE OF ORDER PAG. 132

- N.1 2150/T1-19
- N.1 2150/5-29
- N.1 2150/2-29



BASE

2150/T1

1 x max 70W E27

o/or

LED

H 1.820 mm

BASE Ø 320 mm

10

Bianco  
White



19

Nero  
Black



Ø

2150/1

Ø 135 mm  
H 210 mm



Ø

2150/2

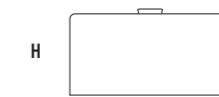
Ø 250 mm  
H 190 mm



Ø

2150/3

Ø 135 mm  
H 305 mm



Ø

2150/4

Ø 400 mm  
H 190 mm



Ø

2150/5

Ø 90 mm  
H 85 mm

10  
Bianco  
White



15  
Grigio  
Grey



19  
Nero  
Black



23  
Ruggine  
Rust



24  
Ferro  
Iron



28  
Oro  
Gold




29  
Alluminio Spaz.  
Brushed Alum.



30  
Gunmetal



31  
Rosé Spaz.  
Brushed Rosé



32  
Bronzo Spaz.  
Brush. Bronze



33  
Oro Spaz.  
Brush. Gold



10  
Bianco  
White



13  
Foglia Argento  
Silver Leaf



14  
Foglia Oro  
Gold Leaf



22  
Foglia rame  
Copper leaf



10  
Bianco  
White



Eclissi



134

2140/PL100

BRAGA LED



135

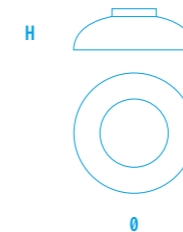
ECLISSI

2140/PL55

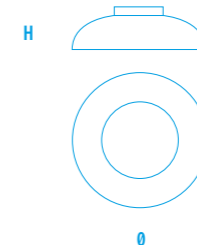


## ECLISSI

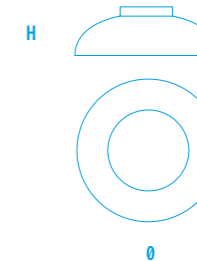
Luce indiretta  
Indirect light



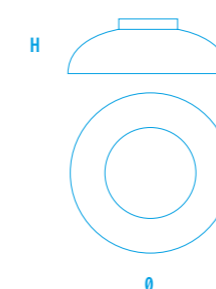
**2140/PL40**  
**W 20 - Vac 230**  
**Lm 1.400**  
**M 2.700°K**  
**C 3.000°K - W 4.000°K**  
**Ø 400 mm**  
**H 130 mm**  
DIMMERABILE / DIMMABLE




**2140/PL55**  
**W 30 - Vac 230**  
**Lm 2.300**  
**M 2.700°K**  
**C 3.000°K - W 4.000°K**  
**Ø 550 mm**  
**H 145 mm**  
DIMMERABILE / DIMMABLE



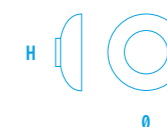
**2140/PL75**  
**W 42 - Vac 230**  
**Lm 2.950**  
**M 2.700°K**  
**C 3.000°K - W 4.000°K**  
**Ø 750 mm**  
**H 210 mm**  
DIMMERABILE / DIMMABLE



**2140/PL85**  
**W 42 - Vac 230**  
**Lm 2.950**  
**M 2.700°K**  
**C 3.000°K - W 4.000°K**  
**Ø 850 mm**  
**H 220 mm**  
DIMMERABILE / DIMMABLE



**2140/PL100**  
**W 42 - Vac 230**  
**Lm 2.950**  
**M 2.700°K**  
**C 3.000°K - W 4.000°K**  
**Ø 1.000 mm**  
**H 250 mm**  
DIMMERABILE / DIMMABLE



**2140/A25**  
**W 20 - Vac 230**  
**Lm 1.400**  
**M 2.700°K**  
**C 3.000°K - W 4.000°K**  
**Ø 250 mm**  
**H 85 mm**  
DIMMERABILE / DIMMABLE

CRI > 80

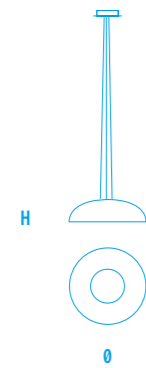
DIMMERABILE / DIMMABLE  
 Vai a pagina / Go to page 438

10 Bianco White	19 Nero Black	21 Grigio tortora Dove grey	10 Bianco White	19 Nero Black	20 Corten Corten	20 Corten Corten	21 Grigio tortora Dove grey	23 Ruggine Rust	24 Ferro Iron
/	/	/	/	/	/	/	/	/	/
10 Bianco White	10 Bianco White	10 Bianco White	13 Foglia Argento Silver Leaf	14 Foglia Oro Gold Leaf	10 Bianco White	14 Foglia Oro Gold Leaf	13 Foglia Argento Silver Leaf	22 Foglia Rame Copper leaf finish	13 Foglia Argento Silver Leaf

# ECLISSI

Luce indiretta  
Indirect light

138




**2140/S25**

W 20 - Vac 230

Lm 1.400  
M 2.700°K  
C 3.000°K - W 4.000°K

Ø 250 mm  
H 85 mm  
L CAVI / CABLES 2000 mm

DIMMERABILE / DIMMABLE



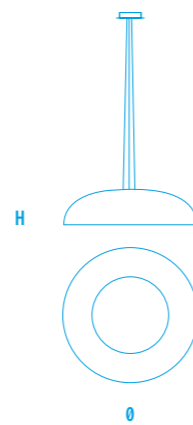
**2140/S40**

W 20 - Vac 230

Lm 1.400  
M 2.700°K  
C 3.000°K - W 4.000°K

Ø 400 mm  
H 130 mm  
L CAVI / CABLES 2000 mm

DIMMERABILE / DIMMABLE



**2140/S55**

W 30 - Vac 230

Lm 2.300  
M 2.700°K  
C 3.000°K - W 4.000°K


Ø 550 mm  
H 145 mm  
L CAVI / CABLES 2000 mm

DIMMERABILE / DIMMABLE

CRI > 80

DIMMERABILE / DIMMABLE  
Vai a pagina / Go to page 438

10 Bianco White /	19 Nero Black /	21 Grigio tortora Dove grey /	10 Bianco White /	19 Nero Black /	20 Corten Corten /	20 Corten Corten /	21 Grigio tortora Dove grey /	23 Ruggine Rust /	24 Ferro Iron /
10 Bianco White	10 Bianco White	10 Bianco White	13 Foglia Oro Gold Leaf	14 Foglia Oro Gold Leaf	10 Bianco White	14 Foglia Oro Gold Leaf	13 Foglia Argento Silver Leaf	22 Foglia Rame Copper leaf finish	13 Foglia Argento Silver Leaf



139

ECLISSI

2140/PL100



140

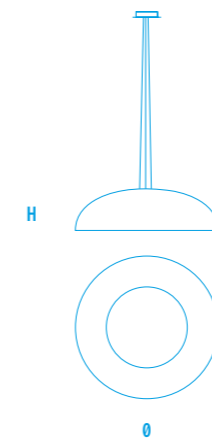
2140/S85

BRAGA LED

## ECLISSI

Luce indiretta  
Indirect light

141



**2140/S75**

W 42 - Vac 230

Lm 2.950

M 2.700°K

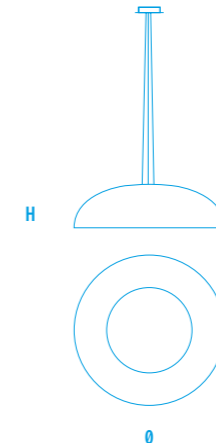
C 3.000°K - W 4.000°K

Ø 750 mm

H 210 mm

L CAVI / CABLES 2000 mm

DIMMERABILE / DIMMABLE



**2140/S85**

W 42 - Vac 230

Lm 2.950

M 2.700°K

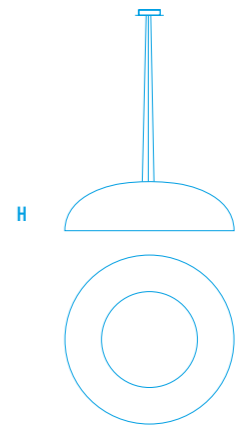
C 3.000°K - W 4.000°K

Ø 850 mm

H 220 mm

L CAVI / CABLES 2000 mm

DIMMERABILE / DIMMABLE



**2140/S100**

W 42 - Vac 230

Lm 2.950

M 2.700°K

C 3.000°K - W 4.000°K

Ø 1.000 mm

H 250 mm

L CAVI / CABLES 2000 mm

DIMMERABILE / DIMMABLE

10  
Bianco  
White

/

10  
Bianco  
White



19  
Nero  
Black

/

10  
Bianco  
White



21  
Grigio tortora  
Dave grey

/

10  
Bianco  
White



10  
Bianco  
White

/

13  
Foglia Argento  
Silver Leaf



19  
Nero  
Black

/

14  
Foglia Oro  
Gold Leaf



20  
Corten  
Corten

/

10  
Bianco  
White



20  
Corten  
Corten

/

14  
Foglia Oro  
Gold Leaf



21  
Grigio tortora  
Dave grey

/

13  
Foglia Argento  
Silver Leaf



23  
Ruggine  
Rust

/

22  
Foglia Rame  
Copper leaf finish



24  
Ferro  
Iron

/

13  
Foglia Argento  
Silver Leaf



CRI > 80

DIMMERABILE / DIMMABLE

Vai a pagina / Go to page 438



ECLISSI

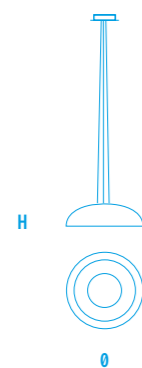
<p>H</p> <p>Ø</p>	<p>H</p> <p>Ø</p>	<p>H</p> <p>Ø</p>
<p><b>2149/PL40</b>  <b>W 20 - Vac 230</b>  <b>Lm 1.700</b>  <b>M 2.700°K</b>  <b>C 3.000°K - W 4.000°K</b>  <b>Ø 400 mm</b>  <b>H 130 mm</b>  <u>DIMMERABILE / DIMMABLE</u></p>	<p><b>2149/PL55</b>  <b>W 30 - Vac 230</b>  <b>Lm 2.700</b>  <b>M 2.700°K</b>  <b>C 3.000°K - W 4.000°K</b>  <b>Ø 550 mm</b>  <b>H 145 mm</b>  <u>DIMMERABILE / DIMMABLE</u></p>	<p><b>2149/A25</b>  <b>W 20 - Vac 230</b>  <b>Lm 1.700</b>  <b>M 2.700°K</b>  <b>C 3.000°K - W 4.000°K</b>  <b>Ø 250 mm</b>  <b>H 85 mm</b>  <u>DIMMERABILE / DIMMABLE</u></p>

CRI > 80

DIMMERABILE / DIMMABLE  
 Vai a pagina / Go to page 438

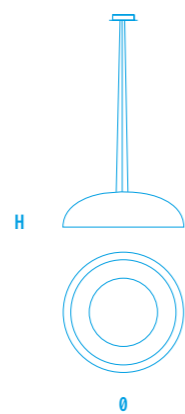
10 Bianco White	19 Nero Black	21 Grigio tortora Dove grey	10 Bianco White	19 Nero Black	20 Corten Corten	20 Corten Corten	21 Grigio tortora Dove grey	23 Ruggine Rust	24 Ferro Iron
/	/	/	/	/	/	/	/	/	/
10 Bianco White	10 Bianco White	10 Bianco White	13 Foglia Argento Silver Leaf	14 Foglia Oro Gold Leaf	10 Bianco White	14 Foglia Oro Gold Leaf	13 Foglia Argento Silver Leaf	22 Foglia Rame Copper leaf finish	13 Foglia Argento Silver Leaf





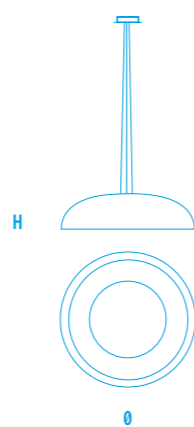
**2149/S25**

W 20 - Vac 230  
 Lm 1.700  
 M 2.700°K  
 C 3.000°K - W 4.000°K  
 Ø 250 mm  
 H 85 mm  
 L CAVI / CABLES 2000 mm  
 DIMMERABILE / DIMMABLE



**2149/S40**

W 20 - Vac 230  
 Lm 1.700  
 M 2.700°K  
 C 3.000°K - W 4.000°K  
 Ø 400 mm  
 H 130 mm  
 L CAVI / CABLES 2000 mm  
 DIMMERABILE / DIMMABLE



**2149/S55**

W 30 - Vac 230  
 Lm 2.700  
 M 2.700°K  
 C 3.000°K - W 4.000°K  
 Ø 550 mm  
 H 130 mm  
 L CAVI / CABLES 2000 mm  
 DIMMERABILE / DIMMABLE

CRI > 80

DIMMERABILE / DIMMABLE  
 Vai a pagina / Go to page 438

10 Bianco White /	19 Nero Black /	21 Grigio tortora Dove grey /	10 Bianco White /	19 Nero Black /	20 Corten Corten /	20 Corten Corten /	21 Grigio tortora Dove grey /	23 Ruggine Rust /	24 Ferro Iron /
10 Bianco White	10 Bianco White	10 Bianco White	13 Foglia Argento Silver Leaf	14 Foglia Oro Gold Leaf	10 Bianco White	14 Foglia Oro Gold Leaf	13 Foglia Argento Silver Leaf	22 Foglia Rame Copper leaf finish	13 Foglia Argento Silver Leaf



# Spira

146



2130/S110 + S90 + S60

BRAGA LED

147



SPIRA

2130/S90 + S60



2130/S60

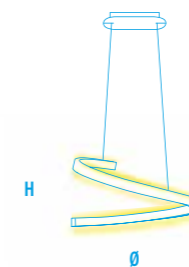
BRAGA LED

## SPIRA

CRI > 80

**DIMMERABILE / DIMMABLE**  
Vai a pagina / Go to page 432

**DIFFUSORE / DIFFUSER**  
Silicone opalino  
Opaline-finish Silicone



**2130/S60**

W 71 - Vac 230

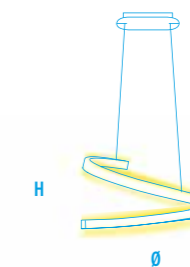
Lm 4.600  
M 2.700°K  
C 3.000°K - W 4.000°K

Lm 2.200  
TW 2.700°K - 6.000°K (D9)

Ø 600 mm  
H 400 mm  
L CAVI / CABLES 1.700 mm

**DIMMERABILE / DIMMABLE**

- 2130/S60 - D4  
Taglio di fase / Phase Cut
- 2130/S60 - D6  
1-10V - DALI - PUSH - Bluetooth
- 2130/S60 - D7  
ZigBee
- 2130/S60 - D8  
CASAMBI
- 2130/S60 - D9  
BIANCO DINAMICO/TUNABLE WHITE



**2130/S75**

W 90 - Vac 230

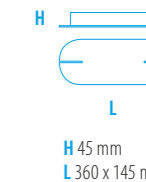
Lm 5.100  
M 2.700°K  
C 3.000°K - W 4.000°K

Lm 3.300  
TW 2.700°K - 6.000°K (D9)

Ø 750 mm  
H 400 mm  
L CAVI / CABLES 1.700 mm

**DIMMERABILE / DIMMABLE**

- 2130/S75 - D4  
Taglio di fase / Phase Cut
- 2130/S75 - D6  
1-10V - DALI - PUSH - Bluetooth
- 2130/S75 - D7  
ZigBee
- 2130/S75 - D8  
CASAMBI
- 2130/S75 - D9  
BIANCO DINAMICO/TUNABLE WHITE



H 45 mm  
L 360 x 145 mm

- |                               |                                     |                                  |
|-------------------------------|-------------------------------------|----------------------------------|
| 19<br>Nero<br>Black<br>/      | 24<br>Ferro<br>Iron<br>/            | 10<br>Bianco<br>White<br>/       |
| 14<br>Foglia Oro<br>Gold Leaf | 13<br>Foglia Argento<br>Silver Leaf | 22<br>Foglia rame<br>Copper leaf |



- |                       |                                     |                               |                     |                        |                                   |                       |                     |                   |
|-----------------------|-------------------------------------|-------------------------------|---------------------|------------------------|-----------------------------------|-----------------------|---------------------|-------------------|
| 10<br>Bianco<br>White | 13<br>Foglia Argento<br>Silver Leaf | 14<br>Foglia Oro<br>Gold Leaf | 19<br>Nero<br>Black | 20<br>Corten<br>Corten | 21<br>Grigio tortora<br>Dove grey | 23<br>Ruggine<br>Rust | 24<br>Ferro<br>Iron | 28<br>Oro<br>Gold |
|-----------------------|-------------------------------------|-------------------------------|---------------------|------------------------|-----------------------------------|-----------------------|---------------------|-------------------|



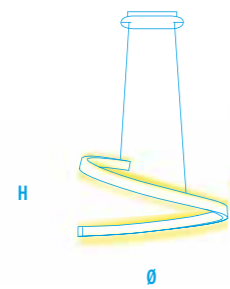
# SPIRA

CRI > 80

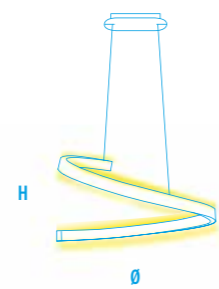
**DIMMERABILE / DIMMABLE**  
Vai a pagina / Go to page 432

**DIFFUSORE / DIFFUSER**  
Silicone opalino  
Opaline-finish Silicone

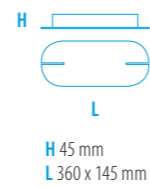
150



**2130/S90**  
W 110 - Vac 230  
Lm 6.200  
M 2.700°K  
C 3.000°K - W 4.000°K  
Lm 4.000  
TW 2.700°K - 6.000°K (D9)  
Ø 900 mm  
H 400 mm  
L CAVI / CABLES 1.700 mm  
DIMMERABILE / DIMMABLE  
**2130/S90 - D4**  
Taglio di fase / Phase Cut  
**2130/S90 - D6**  
1-10V - DALI - PUSH - Bluetooth  
**2130/S90 - D7**  
ZigBee  
**2130/S90 - D8**  
CASAMBI  
**2130/S90 - D9**  
BIANCO DINAMICO/TUNABLE WHITE



**2130/S110**  
W 140 - Vac 230  
Lm 7.600  
M 2.700°K  
C 3.000°K - W 4.000°K  
Lm 5.100  
TW 2.700°K - 6.000°K (D9)  
Ø 1.100 mm  
H 400 mm  
L CAVI / CABLES 1.700 mm  
DIMMERABILE / DIMMABLE  
**2130/S110 - D4**  
Taglio di fase / Phase Cut  
**2130/S110 - D6**  
1-10V - DALI - PUSH - Bluetooth  
**2130/S110 - D7**  
ZigBee  
**2130/S110 - D8**  
CASAMBI  
**2130/S110 - D9**  
BIANCO DINAMICO/TUNABLE WHITE



H 45 mm  
L 360 x 145 mm


19 Nero Black  
/ 24 Ferro Iron  
/ 10 Bianco White

14 Foglia Oro Gold Leaf  
/ 13 Foglia Argento Silver Leaf  
/ 22 Foglia rame Copper leaf

10 Bianco White  
13 Foglia Argento Silver Leaf  
14 Foglia Oro Gold Leaf  
19 Nero Black  
20 Corten Corten  
21 Grigio tortora Dove grey  
23 Ruggine Rust  
24 Ferro Iron  
28 Oro Gold



151



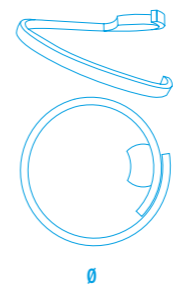
SPIRA

2130/S60



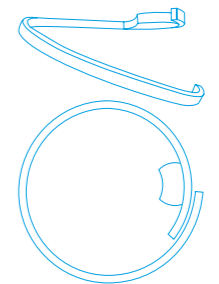
**DIMMERABILE / DIMMABLE**  
 Vai a pagina / Go to page 433-434

**DIFFUSORE / DIFFUSER**  
 Silicone opalino  
 Opaline-finish Silicone



**2130/PL60**  
**W** 51 - **Vac** 230  
**Lm** 2.800  
**M** 2.700°K  
**C** 3.000°K - **W** 4.000°K  
**Ø** 600 mm  
**H** 400 mm

**DIMMERABILE / DIMMABLE**  
**2130/PL60 - D4**  
 Taglio di fase / Phase Cut  
**2130/PL60 - D6**  
 1-10V - DALI - PUSH - Bluetooth



**2130/PL75**  
**W** 63 - **Vac** 230  
**Lm** 3.800  
**M** 2.700°K  
**C** 3.000°K - **W** 4.000°K  
**Ø** 750 mm  
**H** 400 mm

**DIMMERABILE / DIMMABLE**  
**2130/PL75 - D4**  
 Taglio di fase / Phase Cut  
**2130/PL75 - D6**  
 1-10V - DALI - PUSH - Bluetooth

- 19  
Nero  
Black  
/
- 24  
Ferro  
Iron  
/
- 10  
Bianco  
White  
/
- 14  
Foglia Oro  
Gold Leaf
- 13  
Foglia Argento  
Silver Leaf
- 22  
Foglia rame  
Copper leaf



- 10  
Bianco  
White
- 13  
Foglia Argento  
Silver Leaf
- 14  
Foglia Oro  
Gold Leaf
- 19  
Nero  
Black
- 20  
Corten  
Corten
- 21  
Grigio tortora  
Dove grey
- 23  
Ruggine  
Rust
- 24  
Ferro  
Iron
- 28  
Oro  
Gold



Round

154



2131/S60 + 2131/S80

BRAGA LED



155

ROUND

2131/S60

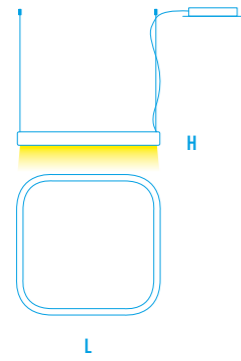
# ROUND

CRI > 80

**DIMMERABILE / DIMMABLE**  
Vai a pagina / Go to page 432

**DIFFUSORE / DIFFUSER**  
Silicone opalino  
Opaline-finish Silicone

156



**2131/S60-1**

W 40 - Vac 230

Lm 2.450  
M 2.700°K  
C 3.000°K - W 4.000°K

Lm 1.650  
TW 2.700°K - 6.000°K (D9)

L 600 mm  
H 40 mm  
L CAVI / CABLES 2.000 mm

**DIMMERABILE / DIMMABLE**

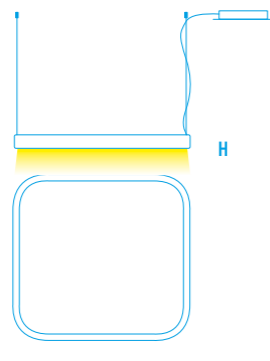
**2131/S60-1 - D4**  
Taglio di fase / Phase Cut

**2131/S60-1 - D6**  
1-10V - DALI - PUSH - Bluetooth

**2131/S60-1 - D7**  
ZigBee

**2131/S60-1 - D8**  
CASAMBI

**2131/S60-1 - D9**  
BIANCO DINAMICO/TUNABLE WHITE



**2131/S80-1**

W 56 - Vac 230

Lm 3.100  
M 2.700°K  
C 3.000°K - W 4.000°K

Lm 2.000  
TW 2.700°K - 6.000°K (D9)

L 800 mm  
H 40 mm  
L CAVI / CABLES 2.000 mm

**DIMMERABILE / DIMMABLE**

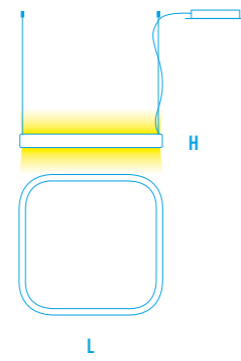
**2131/S80-1 - D4**  
Taglio di fase / Phase Cut

**2131/S80-1 - D6**  
1-10V - DALI - PUSH - Bluetooth

**2131/S80-1 - D7**  
ZigBee

**2131/S80-1 - D8**  
CASAMBI

**2131/S80-1 - D9**  
BIANCO DINAMICO/TUNABLE WHITE



**2131/S60-2**

W 80 - Vac 230

Lm 4.900  
M 2.700°K  
C 3.000°K - W 4.000°K

Lm 3.300  
TW 2.700°K - 6.000°K (D9)

L 600 mm  
H 40 mm  
L CAVI / CABLES 2.000 mm

**DIMMERABILE / DIMMABLE**

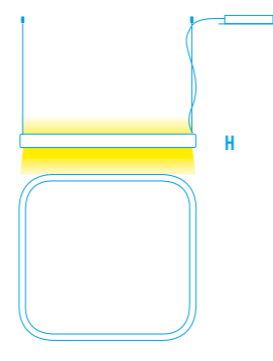
**2131/S60-2 - D4**  
Taglio di fase / Phase Cut

**2131/S60-2 - D6**  
1-10V - DALI - PUSH - Bluetooth

**2131/S60-2 - D7**  
ZigBee

**2131/S60-2 - D8**  
CASAMBI

**2131/S60-2 - D9**  
BIANCO DINAMICO/TUNABLE WHITE



**2131/S80-2**

W 112 - Vac 230

Lm 6.200  
M 2.700°K  
C 3.000°K - W 4.000°K

Lm 4.000  
TW 2.700°K - 6.000°K (D9)

L 800 mm  
H 40 mm  
L CAVI / CABLES 2.000 mm

**DIMMERABILE / DIMMABLE**

**2131/S80-2 - D4**  
Taglio di fase / Phase Cut

**2131/S80-2 - D6**  
1-10V - DALI - PUSH - Bluetooth

**2131/S80-2 - D7**  
ZigBee

**2131/S80-2 - D8**  
CASAMBI


**2131/S80-2 - D9**  
BIANCO DINAMICO/TUNABLE WHITE

- 19 Nero / Black
- 24 Ferro / Iron
- 10 Bianco / White
- 14 Foglia Oro / Gold Leaf
- 13 Foglia Argento / Silver Leaf
- 22 Foglia rame / Copper leaf

- 10 Bianco / White
- 13 Foglia Argento / Silver Leaf
- 14 Foglia Oro / Gold Leaf
- 19 Nero / Black
- 20 Corten / Corten
- 21 Grigio tortora / Dove grey
- 23 Ruggine / Rust
- 24 Ferro / Iron
- 28 Oro / Gold



157



ROUND

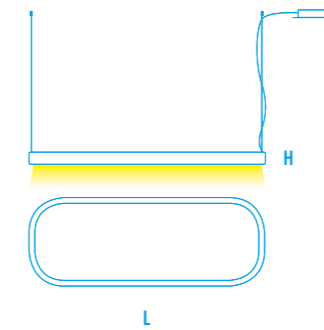


**ROUND**

**CRI > 80**

**DIMMERABILE / DIMMABLE**  
Vai a pagina / Go to page 432

**DIFFUSORE / DIFFUSER**  
Silicone opalino  
Opaline-finish Silicone



**2132/S125-1**

**W 56 - Vac 230**

**Lm 3.050**  
**M 2.700°K**  
**C 3.000°K - W 4.000°K**

**Lm 2.000**  
**TW 2.700°K - 6.000°K (D9)**

**L 1.250 x 370 mm**  
**H 40 mm**  
**L CAVI / CABLES 2.000 mm**

**DIMMERABILE / DIMMABLE**

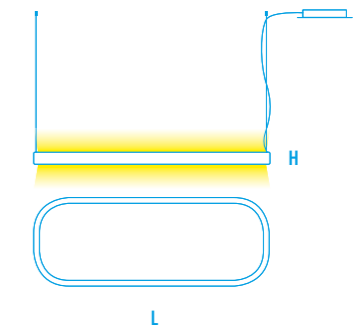
**2132/S125-1 - D4**  
Taglio di fase / Phase Cut

**2132/S125-1 - D6**  
1-10V - DALI - PUSH - Bluetooth

**2131/S125-1 - D7**  
ZigBee

**2131/S125-1 - D8**  
CASAMBI

**2131/S125-1 - D9**  
BIANCO DINAMICO/TUNABLE WHITE



**2132/S125-2**

**W 112 - Vac 230**

**Lm 6.100**  
**M 2.700°K**  
**C 3.000°K - W 4.000°K**

**Lm 3.900**  
**TW 2.700°K - 6.000°K (D9)**

**L 1.250 x 370 mm**  
**H 40 mm**  
**L CAVI / CABLES 2.000 mm**

**DIMMERABILE / DIMMABLE**

**2132/S125-2 - D4**  
Taglio di fase / Phase Cut

**2132/S125-2 - D6**  
1-10V - DALI - PUSH - Bluetooth

**2131/S125-2 - D7**  
ZigBee

**2131/S125-2 - D8**  
CASAMBI

**2131/S125-2 - D9**  
BIANCO DINAMICO/TUNABLE WHITE

- 19  
Nero  
Black  
/
- 24  
Ferro  
Iron  
/
- 10  
Bianco  
White  
/
- 14  
Foglia Oro  
Gold Leaf
- 13  
Foglia Argento  
Silver Leaf
- 22  
Foglia rame  
Copper leaf



- 10  
Bianco  
White
- 13  
Foglia Argento  
Silver Leaf
- 14  
Foglia Oro  
Gold Leaf
- 19  
Nero  
Black
- 20  
Corten  
Corten
- 21  
Grigio tartora  
Dove grey
- 23  
Ruggine  
Rust
- 24  
Ferro  
Iron
- 28  
Oro  
Gold







160

2131/TR80

BRAGA LED

## ROUND

CRI > 80


### DIMMERABILE / DIMMABLE

Vai a pagina / Go to page 432

### DIFFUSORE / DIFFUSER

Silicone opalino  
Opaline-finish Silicone

Attenzione: alimentatore non incluso  
Caution: power supply not included



### 2131/TR60

W 40 - Vdc 24

Lm 2.450  
M 2.700°K  
C 3.000°K - W 4.000°K

Lm 1.650  
TW 2.700°K - 6.000°K (D9)

L 600 mm  
H 40 mm

ON/OFF  
AL.60-24

DIMMERABILE / DIMMABLE

AL.50-24 - D4

Taglio di fase / Phase Cut

AL.60-24 - D6

1-10V - DALI - PUSH - Bluetooth

AL.60-24 - D7


ZigBee

AL.60-24 - D8

CASAMBI

AL.60-24 - D9

BIANCO DINAMICO/TUNABLE WHITE



### 2131/TR80

W 56 - Vdc 24

Lm 3.100  
M 2.700°K  
C 3.000°K - W 4.000°K

Lm 2.000  
TW 2.700°K - 6.000°K (D9)

L 800 mm  
H 40 mm

ON/OFF  
AL.60-24

DIMMERABILE / DIMMABLE

AL.75-24 - D4

Taglio di fase / Phase Cut

AL.60-24 - D6

1-10V - DALI - PUSH - Bluetooth

AL.60-24 - D7

ZigBee

AL.60-24 - D8

CASAMBI

AL.60-24 - D9

BIANCO DINAMICO/TUNABLE WHITE

161

19  
Nero  
Black

/

14

Foglia Oro  
Gold Leaf



24  
Ferro  
Iron

/

13

Foglia Argento  
Silver Leaf



10  
Bianco  
White

/

22

Foglia rame  
Copper leaf



10

Bianco  
White



13

Foglia Argento  
Silver Leaf



14

Foglia Oro  
Gold Leaf



19

Nero  
Black



20

Corten  
Corten



21

Grigio tortora  
Dove grey



23

Ruggine  
Rust



24

Ferro  
Iron



28

Oro  
Gold



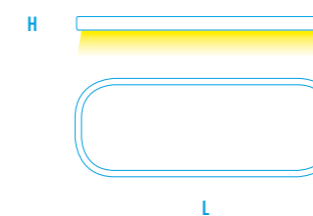


CRI > 80

**DIMMERABILE / DIMMABLE**  
Vai a pagina / Go to page 432

**DIFFUSORE / DIFFUSER**  
Silicone opalino  
Opaline-finish Silicone

Attenzione: alimentatore non incluso  
Caution: power supply not included



**2132/TR125**

W 56 - Vdc 24

Lm 3.050

M 2.700°K

C 3.000°K - W 4.000°K

Lm 2.000

TW 2.700°K - 6.000°K (D9)

L 1.250 x 370 mm

H 40 mm

ON/OFF

AL.60-24

**DIMMERABILE / DIMMABLE**

AL.75-24 - D4

Taglio di fase / Phase Cut

AL.60-24 - D6

1-10V - DALI - PUSH - Bluetooth

AL.60-24 - D7

ZigBee

AL.60-24 - D8

CASAMBI

AL.60-24 - D9

BIANCO DINAMICO/TUNABLE WHITE

19  
Nero  
Black

/


14  
Foglia Oro  
Gold Leaf



24  
Ferro  
Iron

/


13  
Foglia Argento  
Silver Leaf



10  
Bianco  
White

/

22  
Foglia rame  
Copper leaf



10  
Bianco  
White



13  
Foglia Argento  
Silver Leaf



14  
Foglia Oro  
Gold Leaf



19  
Nero  
Black



20  
Corten  
Corten



21  
Grigio tortora  
Dove grey



23  
Ruggine  
Rust



24  
Ferro  
Iron



28  
Oro  
Gold



## ROUND

CRI > 80

**DIMMERABILE / DIMMABLE**

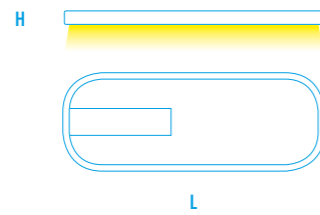
Vai a pagina / Go to page 432

**DIFFUSORE / DIFFUSER**

Silicone opalino  
Opaline-finish Silicone

Attenzione: alimentatore non incluso  
Caution: power supply not included

164



**2132/PL125**

W 56 - Vac 230

Lm 3.050

M 2.700°K

C 3.000°K - W 4.000°K

Lm 2.000

TW 2.700°K - 6.000°K (D9)

L 1.250 x 370 mm

H 40 mm

**DIMMERABILE / DIMMABLE**

**2132/PL125 - D4**

Taglio di fase / Phase Cut

**2132/PL125 - D6**

1-10V - DALI - PUSH - Bluetooth

**2132/PL125 - D7**

ZigBee

**2132/PL125 - D8**

CASAMBI

**2132/PL125 - D9**

BIANCO DINAMICO/TUNABLE WHITE

19

Nero  
Black

/

14

Foglia Oro  
Gold Leaf



24

Ferro  
Iron

/

13

Foglia Argento  
Silver Leaf



10

Bianco  
White

/

22

Foglia rame  
Copper leaf



10

Bianco  
White



13

Foglia Argento  
Silver Leaf



14

Foglia Oro  
Gold Leaf



19

Nero  
Black



20

Corten  
Corten



21

Grigio tortora  
Dove grey



23

Ruggine  
Rust



24

Ferro  
Iron



28

Oro  
Gold



165



ROUND

2132/PL125

# Syrío




166

2143/S

BRAGA LED

## SYRIO

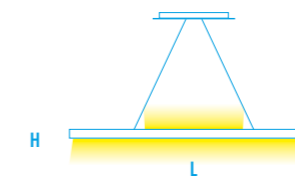


167

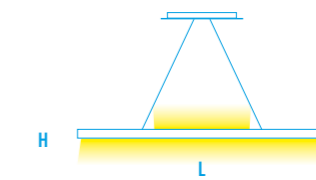
ROSONE CON CARRUOLE PER REGOLARE MANUALMENTE L'ALTEZZA DELLA LAMPADA  
CANOPY WITH ROLLS TO ADJUST MANUALLY PENDANT LAMP HEIGHT



H 45 mm  
L 360 x 145 mm



**2143/S**  
W 42 - Vac 230  
Lm 1.700 (Down) 950 (Up)  
M 2.700°K  
C 3.000°K - W 4.000°K  
L 1.350x24 mm  
H 40 mm  
L CAVI / CABLES  
Min. 700 mm  
Max 2.400 mm  
DOPPIO DIMMER OTTICO  
DOUBLE OPTICAL DIMMER



**2143/S2**  
W 51 - Vac 230  
Lm 2.100 (Down) 1.100 (Up)  
M 2.700°K  
C 3.000°K - W 4.000°K  
L 1.610x24 mm  
H 40 mm  
L CAVI / CABLES  
Min. 700 mm  
Max 2.400 mm  
DOPPIO DIMMER OTTICO  
DOUBLE OPTICAL DIMMER

10 Bianco White	13 Foglia Argento Silver Leaf	14 Foglia Oro Gold Leaf	15 Grigio Grey	19 Nero Black	22 Foglia rame Copper leaf	
23 Ruggine Rust	24 Ferro Iron	28 Oro Gold	30 Gunmetal	31 Rosé Spaz. Brushed Rosé	32 Bronzo Spaz. Brush. Bronze	33 Oro Spaz. Brush. Gold

CRI > 80

DIFFUSORE / DIFFUSER  
Metacrilato opalino  
Opaline-finish methacrylate



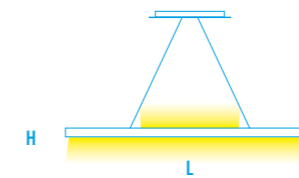
2135/S

BRAGA LED

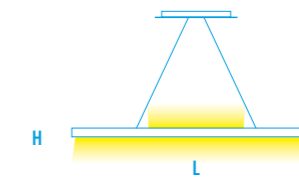
SYRIO



H 45 mm  
L 360 x 145 mm



**2135/S**  
W 42 - Vac 230  
Lm 1.700 (Down) 950 (Up)  
M 2.700°K  
C 3.000°K - W 4.000°K  
L 1.350x24 mm  
H 40 mm  
L CAVI / CABLES 1.700 mm  
DOPPIO DIMMER OTTICO  
DOUBLE OPTICAL DIMMER



**2135/S2**  
W 51 - Vac 230  
Lm 2.100 (Down) 1.100 (Up)  
M 2.700°K  
C 3.000°K - W 4.000°K  
L 1.610x24 mm  
H 40 mm  
L CAVI / CABLES 1.700 mm  
DOPPIO DIMMER OTTICO  
DOUBLE OPTICAL DIMMER

10 Bianco White	13 Foglia Argento Silver Leaf	14 Foglia Oro Gold Leaf	15 Grigio Grey	19 Nero Black	22 Foglia rame Copper leaf	
23 Ruggine Rust	24 Ferro Iron	28 Oro Gold	30 Gunmetal	31 Rosé Spaz. Brushed Rosé	32 Bronzo Spaz. Brush. Bronze	33 Oro Spaz. Brush. Gold

CRI > 80

DIFFUSORE / DIFFUSER  
Metacrilato opalino  
Opaline-finish methacrylate

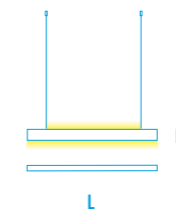
# Link



170

BRAGA LED

## LINK



**2139/S170**

**W** 18 - **Vdc** 24

**Lm** 850 (down) 350 (up)

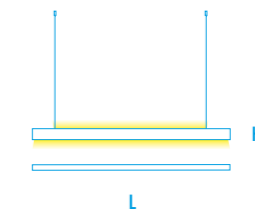
**M** 2.700°K

**C** 3.000°K - **W** 4.000°K

**L** 1.700 x 20 mm

**H** 35 mm

**L CAVI / CABLES** 2.000 mm



**2139/S110**

**W** 31 - **Vdc** 24

**Lm** 1.350 (down) 650 (up)

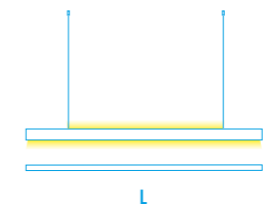
**M** 2.700°K

**C** 3.000°K - **W** 4.000°K

**L** 1.100 x 20 mm

**H** 35 mm

**L CAVI / CABLES** 2.000 mm



**2139/S170**

**W** 47 - **Vdc** 24

**Lm** 2.100 (down) 950 (up)

**M** 2.700°K

**C** 3.000°K - **W** 4.000°K

**L** 1.700 x 20 mm

**H** 35 mm

**L CAVI / CABLES** 2.000 mm



**2139/S245**

**W** 47 - **Vdc** 24

**Lm** 2.950

**M** 2.700°K

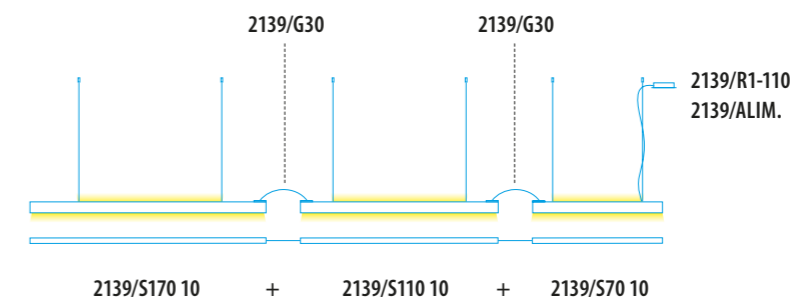
**C** 3.000°K - **W** 4.000°K

**L** 2.450 x 20 mm

**H** 35 mm

**L CAVI / CABLES** 2.000 mm

### ESEMPI D'ORDINE / EXEMPLE OF ORDER



**CRI > 80**

**DIMMERABILE / DIMMABLE**

Vai a pagina / Go to page 438

**DIFFUSORE / DIFFUSER**

Metacrilato opalino  
Opaline-finish methacrylate

**10**  
Bianco  
White

**15**  
Grigio  
Grey

**19**  
Nero  
Black



171



**LINK**  
accessori / accessories



**2139/R1-60**  
Rosone con alimentatore 60W  
Base with power supply 60W  
BASE 320 x 100 mm  
L 360 x 140 mm  
H 45 mm

DIMMERABILE / DIMMABLE

- 2139/R1-60 - D4  
Taglio di fase / Phase Cut
- 2139/R1-60 - D6  
1-10V - DALI - PUSH - Bluetooth
- 2139/R1-60 - D7  
ZigBee
- 2139/R1-60 - D8  
CASAMBI

**2139/R1-110**  
Rosone con alimentatore 110W  
Base with power supply 110W  
BASE 320 x 100 mm  
L 360 x 140 mm  
H 45 mm

DIMMERABILE / DIMMABLE

- 2139/R1-110 - D4  
Taglio di fase / Phase Cut
- 2139/R1-110 - D6  
1-10V - DALI - PUSH - Bluetooth
- 2139/R1-110 - D7  
ZigBee
- 2139/R1-110 - D8  
CASAMBI

**2139/R140**  
Rosone senza alimentatore  
Base with out power supply  
Ø 140 mm  
H 25 mm



**AL.60-24**  
Alimentatore remoto  
Remote power supply  
DIMMERABILE / DIMMABLE  
AL.60-24 - D4  
Taglio di fase / Phase Cut  
AL.60-24 - D6  
1-10V - DALI - PUSH - Bluetooth  
AL.60-24 - D7  
ZigBee  
AL.60-24 - D8  
CASAMBI



**AL.110-24**  
Alimentatore remoto  
Remote power supply  
DIMMERABILE / DIMMABLE  
AL.110-24 - D4  
Taglio di fase / Phase Cut  
AL.110-24 - D6  
1-10V - DALI - PUSH - Bluetooth  
AL.110-24 - D7  
ZigBee  
AL.110-24 - D8  
CASAMBI



**2139/CAB**  
Alimentatore a spina 60W  
con touch dimmer.  
Wall mounted adaptor 60W  
with 2 pole euro plug.



**2139/ALIM.**  
Cavo alimentazione elettrica.  
Power supply cable.  
L 2.500 mm



**2139/G30**  
Giunto elettrico  
Electrical joint  
L 300 mm



**2139/G60**  
Giunto elettrico  
Electrical joint  
L 600 mm



**2139/MC100**  
Modulo cieco cablato  
Empty module wired  
L 1.000 mm



**2139/MC200**  
Modulo cieco cablato  
Empty module wired  
L 2.000 mm



**2139/P-S140**

W 20 - Vdc 24  
Lm 1.250  
M 2.700°K  
C 3.000°K - W 4.000°K  
L 1.400 x 20 mm  
H 35 mm



**2139/P-S200**

W 32 - Vdc 24  
Lm 2.000  
M 2.700°K  
C 3.000°K - W 4.000°K  
L 2.000 x 20 mm  
H 35 mm

CRI > 80

**DIMMERABILE / DIMMABLE**  
Vai a pagina / Go to page 438

**DIFFUSORE / DIFFUSER**  
Metacrilato opalino  
Opaline-finish methacrylate

10 Bianco White  
15 Grigio Grey  
19 Nero Black



LINK

2139/CAB+2139/P-S200 + 2139/P-S140





**2139/A70**

**W** 18 - **Vdc** 24  
**Lm** 850 (down) 350 (up)  
**M** 2.700°K  
**C** 3.000°K - **W** 4.000°K  
**L** 700 x 20 mm  
**H** 35 mm



**2139/A110**

**W** 31 - **Vdc** 24  
**Lm** 1.350 (down) 650 (up)  
**M** 2.700°K  
**C** 3.000°K - **W** 4.000°K  
**L** 1.100 x 20 mm  
**H** 35 mm



**2139/A170**

**W** 47 - **Vdc** 24  
**Lm** 2.000 (down) 950 (up)  
**M** 2.700°K  
**C** 3.000°K - **W** 4.000°K  
**L** 1.700 x 20 mm  
**H** 35 mm



**2139/A245**

**W** 47 - **Vdc** 24  
**Lm** 2.950  
**M** 2.700°K  
**C** 3.000°K - **W** 4.000°K  
**L** 2.450 x 20 mm  
**H** 35 mm

CRI > 80

**DIMMERABILE / DIMMABLE**  
 Vai a pagina / Go to page 438

**DIFFUSORE / DIFFUSER**  
 Metacrilato opalino  
 Opaline-finish methacrylate

- 10** Bianco  
White
- 15** Grigio  
Grey
- 19** Nero  
Black



2139/R1-110

2139/ALIM.

2139/P-S200  
L 2.000 mm

178

179

2139/G60

2139/G30


2139/MC100

2139/S245

2139/A70

BRAGA LED

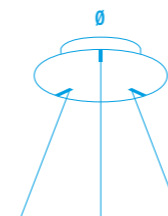
LINK





BRAGA LED

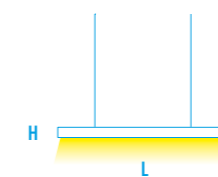
LINK



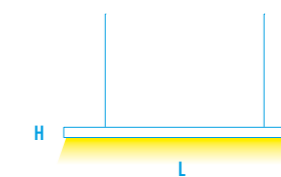
**2141/R440-100**  
 H 50 mm  
 Ø 500 x 440 mm

**DIMMERABILE / DIMMABLE**

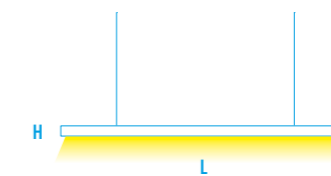
- 2141/R440-100 - D4**  
Taglio di fase / Phase Cut
- 2141/R440-100 - D6**  
1-10V - DALI - PUSH - Bluetooth
- 2141/R440-100 - D7**  
ZigBee
- 2141/R440-100 - D8**  
CASAMBI



**2141/70**  
 W 13 - Vdc 24  
 Lm 850  
 M 2.700°K  
 C 3.000°K - W 4.000°K  
 L 700 x 20 mm  
 H 35 mm  
 L CAVI / CABLES 2.000 mm

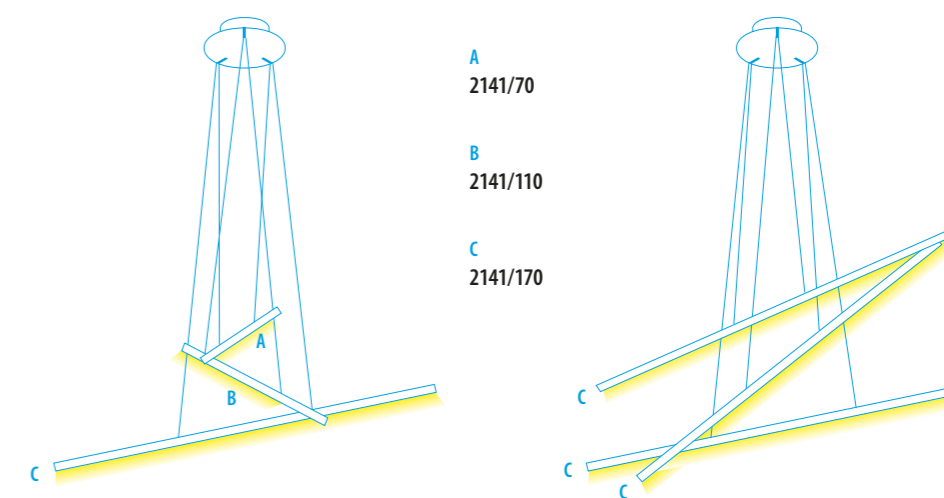


**2141/110**  
 W 21 - Vdc 24  
 Lm 1.350  
 M 2.700°K  
 C 3.000°K - W 4.000°K  
 L 1.100 x 20 mm  
 H 35 mm  
 L CAVI / CABLES 2.000 mm



**2141/170**  
 W 32 - Vdc 24  
 Lm 2.100  
 M 2.700°K  
 C 3.000°K - W 4.000°K  
 L 1.700 x 20 mm  
 H 35 mm  
 L CAVI / CABLES 2.000 mm

ESEMPI DI COMPOSIZIONE / ESEMPI DI COMPOSIZIONE



CRI > 80

**DIMMERABILE / DIMMABLE**  
 Vai a pagina / Go to page 438

**DIFFUSORE / DIFFUSER**  
 Metacrilato opalino  
 Opaline-finish methacrylate

- 10 Bianco White
- 15 Grigio Grey
- 19 Nero Black




Elle

182

2089/PL70

BRAGA LED



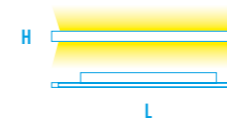

183

ELLE

2089/A70



ELLE

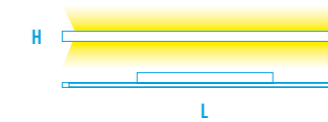


**2089/A 70**

W 22 - Vac 230  
 Lm 1.400 - C 3.000°K  
 L 665 - SP 55 mm  
 H 30 mm

*DIMMERABILE / DIMMABLE*

2089/A70-D6  
 1-10V - DALI - PUSH - Bluetooth

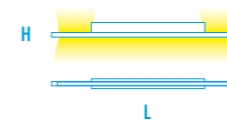



**2089/A 110**

W 37 - Vac 230  
 Lm 2.400 - C 3.000°K  
 L 1085 - SP 55 mm  
 H 30 mm

*DIMMERABILE / DIMMABLE*

2089/A110-D6  
 1-10V - DALI - PUSH - Bluetooth

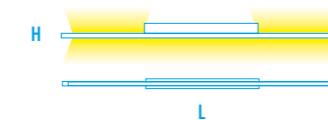


**2089/PL 70**

W 15 - Vac 230  
 Lm 1.000 - C 3.000°K  
 L 665 - SP 70 mm  
 H 70 mm

*DIMMERABILE / DIMMABLE*

2089/PL70-D6  
 1-10V - DALI - PUSH - Bluetooth



**2089/PL110**

W 30 - Vac 230  
 Lm 2.000 - C 3.000°K  
 L 1085 - SP 70 mm  
 H 70 mm

*DIMMERABILE / DIMMABLE*

2089/PL110-D6  
 1-10V - DALI - PUSH - Bluetooth


CRI > 80

**DIFFUSORE / DIFFUSER**  
 Metacrilato opalino  
 Opaline-finish methacrylate

10  
 Bianco  
 White

19  
 Nero  
 Black







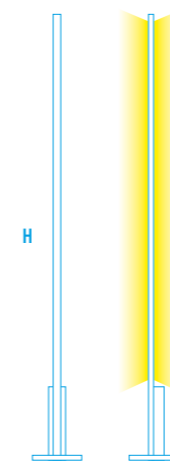


190

2089/S2

BRAGA LED

## ELLE



BASE

2089/T

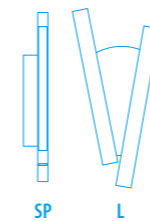
W 53 - Vac 230

Lm 3.400 - C 3.000°K

H 1.950

BASE 250 x 250 mm

TOUCH DIMMER



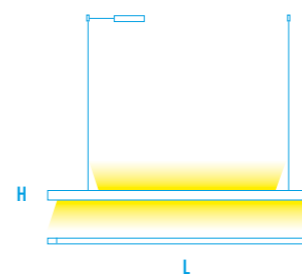
2089/A2

W 19 - Vac 230

Lm 1.200 - C 3.000°K

L 190 x 380 mm

SP 45 mm



2089/S

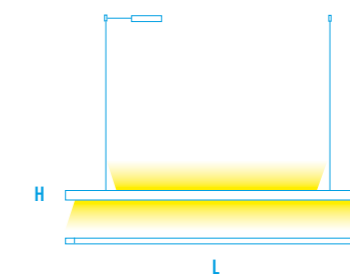
W 42 - Vac 230

Lm 1.600 (Down) 1.100 (Up)  
C 3.000°K

L 1.330 x 20 - H 30 mm

L CAVI / CABLES 1.800 mm

TOUCH DIMMER



2089/S2

W 50 - Vac 230

Lm 1.900 (Down) 1.350 (Up)  
C 3.000°K

L 1.630 x 20 - H 30 mm

L CAVI / CABLES 1.800 mm

TOUCH DIMMER

CRI > 80

DIFFUSORE / DIFFUSER

Metacrilato opalino

Opaline-finish methacrylate


10

Bianco  
White



19

Nero  
Black



191



Scia

192



2127/S3

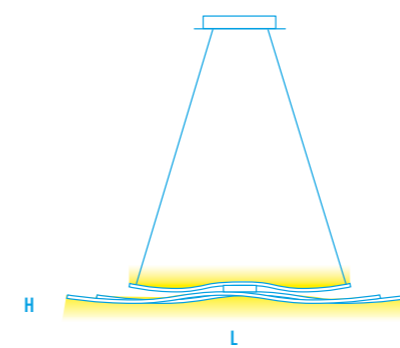


BRAGA LED



193

SCIA

2127/PL



**2127/S**

W 49 - Vac 230  
 Lm 3.000 (down) 1.000 (up) - C 3.000°K  
 L 1200 mm  
 H 10 mm  
 L CAVI / CABLES 1700mm

DIMMERABILE / DIMMABLE

- 2127/S - D4  
Taglio di fase / Phase Cut
- 2127/S - D6  
1-10V - DALI - PUSH - Bluetooth
- 2127/S - D7  
ZigBee
- 2127/S - D8  
CASAMBI

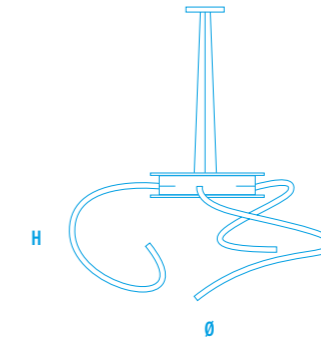
**CRI > 80**

DIMMERABILE / DIMMABLE

Vai a pagina / Go to page 432

DIFFUSORE / DIFFUSER

Metacrilato opalino  
 Opaline-finish methacrylate

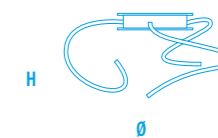


**2127/S3**

W 53 - Vac 230  
 Lm 4.000 - C 3.000°K  
 Ø 700 mm  
 H 250 mm  
 L CAVI / CABLES 2000 mm

DIMMERABILE / DIMMABLE

- 2127/S - D4  
Taglio di fase / Phase Cut
- 2127/S3 - D6  
1-10V - DALI - PUSH - Bluetooth
- 2127/S3 - D7  
ZigBee
- 2127/S3 - D8  
CASAMBI




**2127/PL**

W 53 - Vac 230  
 Lm 4.000 - C 3.000°K  
 Ø 700 mm  
 H 250 mm

DIMMERABILE / DIMMABLE

- 2127/PL - D4  
Taglio di fase / Phase Cut
- 2127/PL - D6  
1-10V - DALI - PUSH - Bluetooth
- 2127/PL - D7  
ZigBee
- 2127/PL - D8  
CASAMBI





196

2127/PL50

BRAGA LED



197

SCIA

2127/PL60





200

2127/PL2

BRAGA LED




201

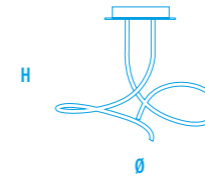
SCIA

2127/PL2





## SCIA

H  
BASE**2127/L**W 4 - Vac 230  
Lm 350 - C 3.000°KH 350 mm  
BASE 100 x 100 mmTOUCH DIMMER

H

Ø

**2127/PL50**W 42 - Vac 230  
Lm 3.300 - C 3.000°KØ 620 mm  
H 520 mmDIMMERABILE / DIMMABLE**2127/PL50 - D4**

Taglio di fase / Phase Cut

**2127/PL50 - D6**

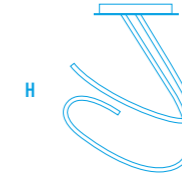
1-10V - DALI - PUSH - Bluetooth

**2127/PL50 - D7**

ZigBee

**2127/PL50 - D8**

CASAMBI



H

Ø

**2127/PL60**W 49 - Vac 230  
Lm 3.700 - C 3.000°KØ 520 mm  
H 600 mmDIMMERABILE / DIMMABLE**2127/PL60 - D4**

Taglio di fase / Phase Cut

**2127/PL60 - D6**

1-10V - DALI - PUSH - Bluetooth

**2127/PL60 - D7**

ZigBee

**2127/PL60 - D8**

CASAMBI

CRI &gt; 80

DIMMERABILE / DIMMABLE

Vai a pagina / Go to page 432

DIFFUSORE / DIFFUSERMetacrilato opalino  
Opaline-finish methacrylate10  
Bianco  
White14  
Foglia Oro  
Gold Leaf15  
Grigio  
Grey19  
Nero  
Black28  
Oro  
Gold



### SCIA



**2127/A1**

W 10 - Vac 230

Lm 800 - C 3.000°K

L 510 mm x 55 mm

SP 160 mm



**2127/A2**

W 14 - Vac 230

Lm 1.100 - C 3.000°K

L 540 mm x 55 mm

SP 150 mm

CRI > 80

**DIMMERABILE / DIMMABLE**

Vai a pagina / Go to page 432

**DIFFUSORE / DIFFUSER**

Metacrilato opalino  
Opaline-finish methacrylate

10  
Bianco  
White

14  
Foglia Oro  
Gold Leaf

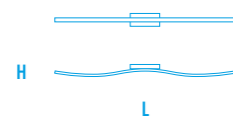
15  
Grigio  
Grey

19  
Nero  
Black

28  
Oro  
Gold

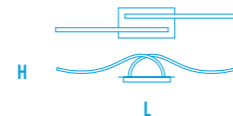






**2127/PL1**

W 17 - Vac 230  
 Lm 1.350 - C 3.000°K  
 L 1.000 mm x 100 mm  
 H 50 mm



**2127/PL2**

W 23 - Vac 230  
 Lm 1.800 - C 3.000°K  
 L 1.000 mm x 145 mm  
 H 70 mm

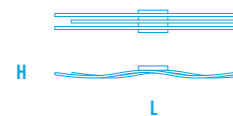
DIMMERABILE / DIMMABLE

**2127/PL2 - D4**  
 Taglio di fase / Phase Cut

**2127/PL2 - D6**  
 1-10V - DALI - PUSH - Bluetooth

**2127/PL2 - D7**  
 ZigBee

**2127/PL2 - D8**  
 CASAMBI



**2127/PL3**

W 51 - Vac 230  
 Lm 4.100 - C 3.000°K  
 L 1.130 mm x 145 mm  
 H 70 mm

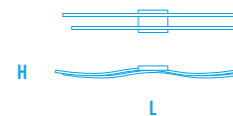
DIMMERABILE / DIMMABLE

**2127/PL3 - D4**  
 Taglio di fase / Phase Cut

**2127/PL3 - D6**  
 1-10V - DALI - PUSH - Bluetooth

**2127/PL3 - D7**  
 ZigBee

**2127/PL3 - D8**  
 CASAMBI



**2127/PL110-2**

W 34 - Vac 230  
 Lm 2.750 - C 3.000°K  
 L 1.130 mm x 145 mm  
 H 70 mm

DIMMERABILE / DIMMABLE

**2127/PL110-2 - D4**  
 Taglio di fase / Phase Cut

**2127/PL110-2 - D6**  
 1-10V - DALI - PUSH - Bluetooth

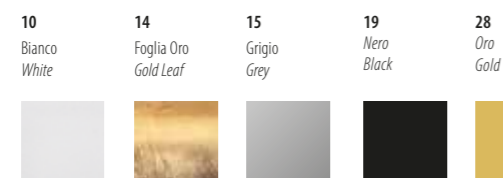
**2127/PL110-2 - D7**  
 ZigBee

**2127/PL110-2 - D8**  
 CASAMBI

CRI > 80

DIMMERABILE / DIMMABLE  
 Vai a pagina / Go to page 432

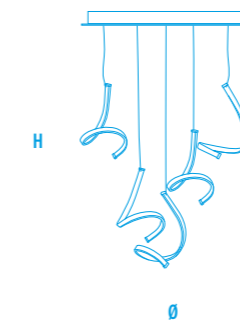
DIFFUSORE / DIFFUSER  
 Metacrilato opalino  
 Opaline-finish methacrylate





2133/PLS-7

BRAGA LED

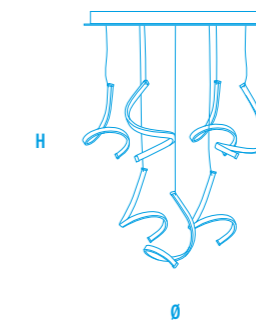


2133/PLS-5

W 45 - Vac 230  
 Lm 3.750°K - C 3.000°K  
 Ø 440 mm  
 H 45 mm  
 L CAVI/CABLES 1.700 mm

DIMMERABILE / DIMMABLE

- 2133/PLS-5 - D4  
Taglio di fase / Phase Cut
- 2133/PLS-5 - D6  
1-10V - DALI - PUSH - Bluetooth
- 2133/PLS-5 - D7  
ZigBee
- 2133/PLS-5 - D8  
CASAMBI

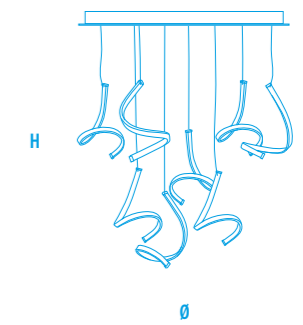


2133/PLS-7

W 63 - Vac 230  
 Lm 5.250°K - C 3.000°K  
 Ø 560 mm  
 H 45 mm  
 L CAVI/CABLES 1.700 mm

DIMMERABILE / DIMMABLE

- 2133/PLS-7 - D4  
Taglio di fase / Phase Cut
- 2133/PLS-7 - D6  
1-10V - DALI - PUSH - Bluetooth
- 2133/PLS-7 - D7  
ZigBee
- 2133/PLS-7 - D8  
CASAMBI



2133/PLS-11

W 99 - Vac 230  
 Lm 8.250°K - C 3.000°K  
 Ø 700 mm  
 H 45 mm  
 L CAVI/CABLES 1.700 mm

DIMMERABILE / DIMMABLE

- 2133/PLS-11 - D4  
Taglio di fase / Phase Cut
- 2133/PLS-11 - D6  
1-10V - DALI - PUSH - Bluetooth
- 2133/PLS-11 - D7  
ZigBee
- 2133/PLS-11 - D8  
CASAMBI

CRI > 80

DIMMERABILE / DIMMABLE  
 Vai a pagina / Go to page 432

DIFFUSORE / DIFFUSER  
 Metacrilato opalino  
 Opaline-finish methacrylate

- 10  
Bianco  
White
- 15  
Grigio  
Grey
- 19  
Nero  
Black





212

2133/SM + 2133/R

BRAGA LED

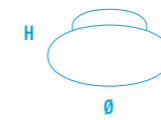


213

TAPE

2133/SM

## TAPE

**2133/R**

Ø 230 mm  
H 30 mm

Rosone per collegamento  
da 2 a 7 2133/SM

Rose for connection from  
2 to 7 2133/SM

**DIMMERABILE / DIMMABLE**

**2133/R - D4**

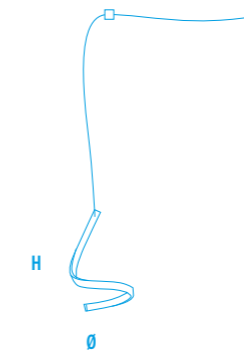
Taglio di fase / Phase Cut

**2133/R - D6**

1-10V - DALI - PUSH - Bluetooth

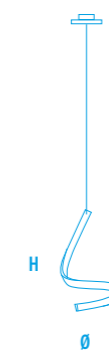
**2133/N**

Ø 20 mm  
H 15 mm

**2133/SM**

W 9 - Vdc 24  
Lm 750 - C 3.000°K

Ø 150 mm  
H 240 mm  
L CAVO / CABLES 2.000 mm

**2133/S1**

W 9 - Vac 230  
Lm 750 - C 3.000°K

Ø 150 mm  
H 160 mm  
L CAVO / CABLES 1.700 mm

**CRI > 80**

**DIMMERABILE / DIMMABLE**

Vai a pagina / Go to page 432

**DIFFUSORE / DIFFUSER**

Metacrilato opalino  
Opaline-finish methacrylate

10  
Bianco  
White

15  
Grigio  
Grey

19  
Nero  
Black








218



2133/A1

BRAGA LED



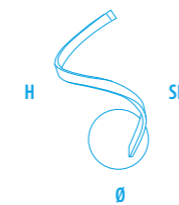
219

TAPE

2133/A2



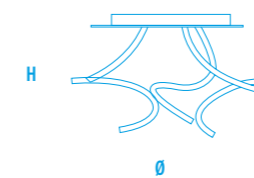
## TAPE

**2133/A1**

W 9 - Vac 230  
 Lm 750 - C 3.000°K  
 Ø 150 mm  
 H 270 mm  
 SP 130 mm

**2133/A2**

W 18 - Vac 230  
 Lm 1.500 - C 3.000°K  
 Ø 150 mm  
 H 370 mm  
 SP 130 mm

**2133/PL3**

W 27 - Vac 230  
 Lm 2.250 - C 3.000°K  
 Ø 400 mm  
 H 250 mm

**DIMMERABILE / DIMMABLE**

**2133/PL3 - D4**

Taglio di fase / Phase Cut

**2133/PL3 - D6**

1-10V - DALI - PUSH - Bluetooth

**2133/PL3 - D7**

ZigBee

**2133/PL3 - D8**

CASAMBI

**2133/L**

W 5 - Vac 230  
 Lm 450 - C 3.000°K  
 H 350 mm  
 BASE 100 x 100 mm

**CRI > 80**

**DIMMERABILE / DIMMABLE**

Vai a pagina / Go to page 432

**DIFFUSORE / DIFFUSER**

Metacrilato opalino  
 Opaline-finish methacrylate


10  
 Bianco  
 White

15  
 Grigio  
 Grey

19  
 Nero  
 Black



# Ray







224

2125/A2

BRAGA LED

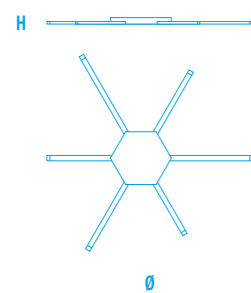


RAY

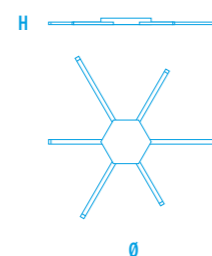


225

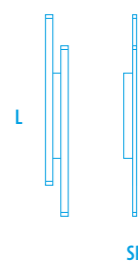
2125/A2



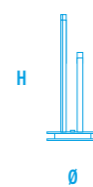
**2125/PL 90**  
**W 29 - Vac 230**  
**Lm 2.200 - C 3.000°K**  
 Ø 900 mm  
 H 40 mm



**2125/PL 70**  
**W 22 - Vac 230**  
**Lm 1.700 - C 3.000°K**  
 Ø 700 mm  
 H 40 mm



**2125/A2**  
**W 15 - Vac 230**  
**Lm 1.100 - C 3.000°K**  
 L 560 x 35 mm  
 SP 35 mm



**2125/L**  
**W 8 - Vac 230**  
**Lm 600 - C 3.000°K**  
 Ø 140 mm  
 H 320 mm  
CON DIMMER / WITH DIMMER

CRI > 80

**DIFFUSORE / DIFFUSER**  
 Metacrilato satinato  
 Satin-finish methacrylate

**DIMMERABILE / DIMMABLE**  
 Vai a pagina / Go to page 438

10  
 Bianco  
 White



# Slant

228



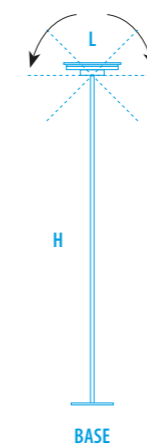
2148/T

BRAGA LED

## SLANT



**2148/T**  
W 25 - Vac 230  
Lm 1.800  
C 3.000°K - W 4.000°K  
H 1.850  
L 265 x 265 mm  
BASE 240 x 240 mm  
ON-OFF



**2148/T-D**  
W 25 - Vac 230  
Lm 1.800  
C 3.000°K - W 4.000°K  
H 1.850  
L 265 x 265 mm  
BASE 240 x 240 mm  
DIMMERABILE / DIMMABLE



229

CRI > 80

**DIFFUSORE / DIFFUSER**  
Metacrilato opalino  
Opaline-finish methacrylate

10  
Bianco  
White

15  
Grigio  
Grey

19  
Nero  
Black



# Traccia

230



2053/T1A

2053/T2B19

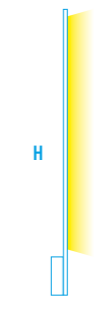
BRAGA LED

## TRACCIA



**2053/AP-R**

W 28 - Vac 230  
 Lm 1.950 - C 3.000°K  
 H 1.700 x L 23 mm  
 SP 55 mm  
**BASE**  
 H 230 x L 50 mm



**2053/AP-F**

W 27 - Vac 230  
 Lm 1.900 - C 3.000°K  
 H 1.700 x L 23 mm  
 SP 55 mm  
**BASE**  
 H 230 x L 50 mm  
 TOUCH DIMMER

CRI > 80

**DIFFUSORE / DIFFUSER**  
 Metacrilato opalino  
 Opaline-finish methacrylate

**10**  
 Bianco  
 White

**19**  
 Nero  
 Black



231



**2053/T1A**

W 29 - Vac 230  
 Lm 1.950 - C 3.000°K  
 H 1.960 mm  
 L Braccio 500 mm  
**BASE**  
 L 280 x 170 x H 15 mm



**2053/T2B19**

W 26 - Vac 230  
 Lm 1.800 - C 3.000°K  
 H 1.960 mm  
 L Braccio 500 mm  
**BASE**  
 L 280 x 170 x H 15 mm  
 TOUCH DIMMER

CRI > 80

**DIFFUSORE / DIFFUSER**  
 Metacrilato opalino  
 Opaline-finish methacrylate

**10**  
 Bianco  
 White





232

2053/AP-F

BRAGA LED



233

TRACCIA

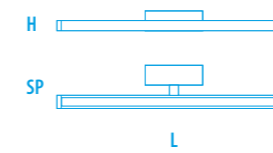
2053/AP-R

## TRACCIA



234

235



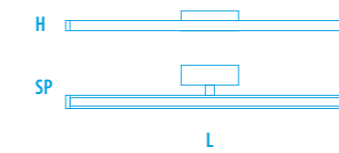
**2047/A1**

W 8 - Vac 230

Lm 600 - C 3.000°K

L 430 x H 45 mm

SP 112 mm



**2047/A**

W 13 - Vac 230

Lm 1.000 - C 3.000°K

L 715 x H 45 mm

SP 112 mm

**10**  
Bianco  
White



**11**  
Cromo  
Chrome



**14**  
Foglia Oro  
Gold Leaf Finish



2047/A

BRAGA LED

CRI > 80

# Digit

236



2068/S


BRAGA LED




237

DIGIT

2068/A3

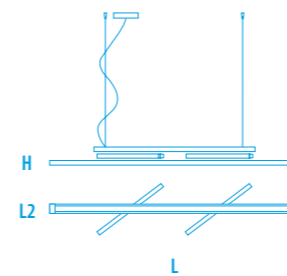


2068/PL125



BRAGA LED

DIGIT



2068/S

W 50 - Vac 230

Lm 3.200 - C 3.000°K

L 1.250 x L2 250 x H 60 mm

L CAVI / CABLES 2.000 mm

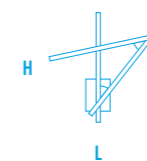
DIMMERABILE / DIMMABLE

2068/S-D6 PUSH N.O.

1-10V - DALI - PUSH - Bluetooth



2068/PL125 + 2068/PL80



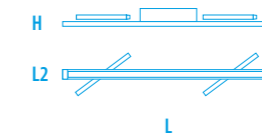
2068/A3

W 19 - Vac 230

Lm 1.200 - C 3.000°K

L 380 x H 380 mm

SP 110 mm



2068/PL80

W 25 - Vac 230

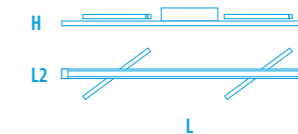
Lm 1.600 - C 3.000°K

L 840 x L2 250 x H 70 mm

DIMMERABILE / DIMMABLE

2068/PL80-D6 PUSH N.O.

1-10V - DALI - PUSH - Bluetooth



2068/PL125

W 36 - Vac 230

Lm 2.300 - C 3.000°K

L 1.250 x L2 250 x H 70 mm

DIMMERABILE / DIMMABLE

2068/PL125-D6 PUSH N.O.

1-10V - DALI - PUSH - Bluetooth

CRI > 80

DIFFUSORE / DIFFUSER

Metacrilato opalino

Opaline-finish methacrylate

10

Bianco  
White





# Metrica

240

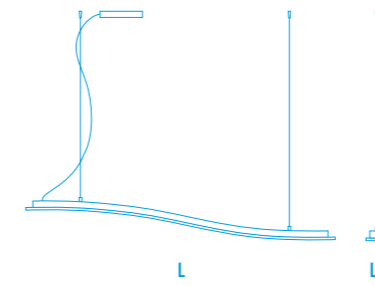


2076/S

BRAGA LED

## METRICA

241



**2076/S**

W 48 - Vac 230

Lm 3.600 - C 3.000°K

L 1.350 x L2 60 mm

L CAVI / CABLES 2.000 mm

CRI > 80

**DIFFUSORE / DIFFUSER**  
Metacrilato satinato  
Satin-finish methacrylate

10  
Bianco  
White



# Pattern





2095/PL50

BRAGA LED

### PATTERN



2095/PL60



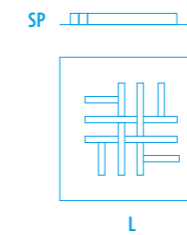
2095/PL36

W 19 - Vac 230  
 Lm 1.450  
 M 2.700°K - C 3.000°K  
 W 4.000°K - N 5.000°K

L 360 x 360 mm  
 SP 35 mm

DIMMERABILE / DIMMABLE

- 2095/PL36-D1 PUSH
- 2095/PL36-D2 1-10V
- 2095/PL36-D3 DALI
- 2095/PL36-D4 Taglio di fase / Phase cut
- 2095/PL36-D7 ZigBee
- 2095/PL36-D8 CASAMBI



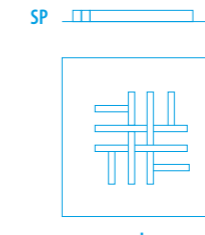
2095/PL50

W 35 - Vac 230  
 Lm 2.600  
 M 2.700°K - C 3.000°K  
 W 4.000°K - N 5.000°K

L 500 x 500 mm  
 SP 45 mm

DIMMERABILE / DIMMABLE

- 2095/PL50-D1 PUSH
- 2095/PL50-D2 1-10V
- 2095/PL50-D3 DALI
- 2095/PL50-D4 Taglio di fase / Phase cut
- 2095/PL50-D7 ZigBee
- 2095/PL50-D8 CASAMBI



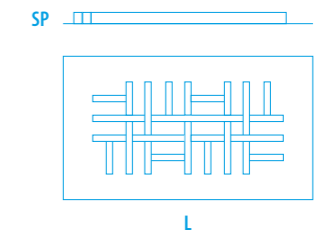
2095/PL60

W 35 - Vac 230  
 Lm 2.600  
 M 2.700°K - C 3.000°K  
 W 4.000°K - N 5.000°K

L 600 x 600 mm  
 SP 45 mm

DIMMERABILE / DIMMABLE

- 2095/PL60-D1 PUSH
- 2095/PL60-D2 1-10V
- 2095/PL60-D3 DALI
- 2095/PL60-D4 Taglio di fase / Phase cut
- 2095/PL60-D7 ZigBee
- 2095/PL60-D8 CASAMBI



2095/PL80

W 70 - Vac 230  
 Lm 5.200  
 M 2.700°K - C 3.000°K  
 W 4.000°K - N 5.000°K

L 500 x 800 mm  
 SP 45 mm

DIMMERABILE / DIMMABLE

- 2095/PL80-D1 PUSH
- 2095/PL80-D2 1-10V
- 2095/PL80-D3 DALI
- 2095/PL80-D4 Taglio di fase / Phase cut
- 2095/PL80-D7 ZigBee
- 2095/PL80-D8 CASAMBI

10 Bianco White	11 Cromo Chrome	13 Foglia Argento Silver Leaf	14 Foglia Oro Gold Leaf	19 Nero Black	20 Corten Corten	
21 Grigio tortora Dove grey	26 Inox Inox	27 Ossidato Oxydized	30 Gunmetal	31 Rosé Spaz. Brushed Rosé	32 Bronzo Spaz. Brush. Bronze	33 Oro Spaz. Brush. Gold

CRI > 90

**DIFFUSORE / DIFFUSER**  
 Metacrilato opalino  
 Opaline-finish methacrylate


**DIMMERABILE / DIMMABLE**  
 Vai a pagina / Go to page 432



246

2095/PL36

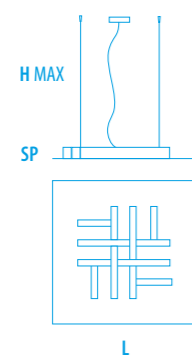
BRAGA LED



247

PATTERN

2095/PL50



**2095/S50**

**SOTTO / DOWN**  
W 35 - Vac 230  
Lm 2.600

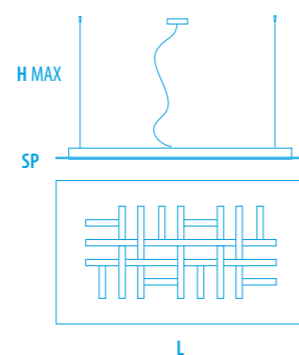
**SOPRA / UP**  
W 7 - Vac 230  
Lm 500

M 2.700°K - C 3.000°K  
W 4.000°K - N 5.000°K

L 500 x 500 mm  
SP 70 mm  
H MAX 1.300 mm

**DIMMERABILE / DIMMABLE**

- 2095/S50-D1 PUSH
- 2095/S50-D2 1-10V
- 2095/S50-D3 DALI
- 2095/S50-D4 Taglio di fase / Phase cut
- 2095/S50-D7 ZigBee
- 2095/S50-D8 CASAMBI



**2095/S80**

**SOTTO / DOWN**  
W 70 - Vac 230  
Lm 5.200

**SOPRA / UP**  
W 14 - Vac 230  
Lm 1.000

M 2.700°K - C 3.000°K  
W 4.000°K - N 5.000°K

L 500 x 800 mm  
SP 70 mm  
H MAX 1.300 mm

**DIMMERABILE / DIMMABLE**

- 2095/S80-D1 PUSH
- 2095/S80-D2 1-10V
- 2095/S80-D3 DALI
- 2095/S80-D4 Taglio di fase / Phase cut
- 2095/S80-D7 ZigBee
- 2095/S80-D8 CASAMBI


CRI > 90

**DIFFUSORE / DIFFUSER**

Metacrilato opalino  
Opaline-finish methacrylate

**DIMMERABILE / DIMMABLE**

Vai a pagina / Go to page 432



# Cristalli



250

2052/PL50

BRAGA LED



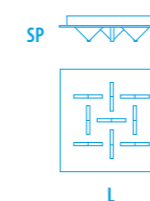
251

CRISTALLI

2052/PL50



## CRISTALLI

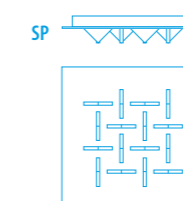
**2052/PL 36**

W 19 - Vac 230

Lm 1.450  
 M 2.700°K - C 3.000°K  
 W 4.000°K - N 5.000°K  
 L 360 x 360 mm  
 SP 80 mm

DIMMERABILE / DIMMABLE

2052/PL36-D1 PUSH  
 2052/PL36-D2 1-10V  
 2052/PL36-D3 DALI  
 2052/PL36-D4 Taglio di fase / Phase cut  
 2052/PL36-D7 ZigBee  
 2052/PL36-D8 CASAMBI

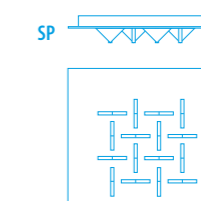
**2052/PL 50**

W 35 - Vac 230

Lm 2.600  
 M 2.700°K - C 3.000°K  
 W 4.000°K - N 5.000°K  
 L 500 x 500 mm  
 SP 80 mm

DIMMERABILE / DIMMABLE

2052/PL50-D1 PUSH  
 2052/PL50-D2 1-10V  
 2052/PL50-D3 DALI  
 2052/PL50-D4 Taglio di fase / Phase cut  
 2052/PL50-D7 ZigBee  
 2052/PL50-D8 CASAMBI


**2052/PL 60**

W 35 - Vac 230

Lm 2.600  
 M 2.700°K - C 3.000°K  
 W 4.000°K - N 5.000°K  
 L 600 x 600 mm  
 SP 80 mm

DIMMERABILE / DIMMABLE

2052/PL60-D1 PUSH  
 2052/PL60-D2 1-10V  
 2052/PL60-D3 DALI  
 2052/PL60-D4 Taglio di fase / Phase cut  
 2052/PL60-D7 ZigBee  
 2052/PL60-D8 CASAMBI



CRI &gt; 90

DIMMERABILE / DIMMABLE  
 Vai a pagina / Go to page 432



254

2051/PL80

BRAGA LED



255

CRISTALLI

2051/PL60

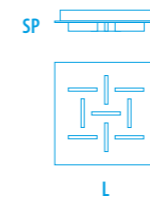




2051/PL50

BRAGA LED

CRISTALLI

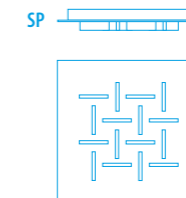


2051/PL 36

W 19 - Vac 230  
 Lm 1.450  
 M 2.700°K - C 3.000°K  
 W 4.000°K - N 5.000°K  
 L 360 x 360 mm  
 SP 70 mm

DIMMERABILE / DIMMABLE

- 2051/PL36-D1 PUSH
- 2051/PL36-D2 1-10V
- 2051/PL36-D3 DALI
- 2051/PL36-D4 Taglio di fase / Phase cut
- 2051/PL36-D7 ZigBee
- 2051/PL36-D8 CASAMBI

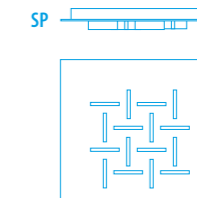


2051/PL 50

W 35 - Vac 230  
 Lm 2.600  
 M 2.700°K - C 3.000°K  
 W 4.000°K - N 5.000°K  
 L 500 x 500 mm  
 SP 70 mm

DIMMERABILE / DIMMABLE

- 2051/PL50-D1 PUSH
- 2051/PL50-D2 1-10V
- 2051/PL50-D3 DALI
- 2051/PL50-D4 Taglio di fase / Phase cut
- 2051/PL50-D7 ZigBee
- 2051/PL50-D8 CASAMBI
















2051/PL 60

W 35 - Vac 230  
 Lm 2.600  
 M 2.700°K - C 3.000°K  
 W 4.000°K - N 5.000°K  
 L 600 x 600 mm  
 SP 70 mm

DIMMERABILE / DIMMABLE

- 2051/PL60-D1 PUSH
- 2051/PL60-D2 1-10V
- 2051/PL60-D3 DALI
- 2051/PL60-D4 Taglio di fase / Phase cut
- 2051/PL60-D7 ZigBee
- 2051/PL60-D8 CASAMBI

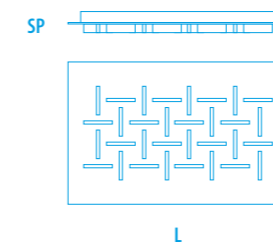
<p>10 Bianco White</p> 	<p>11 Cromo Chrome</p> 	<p>13 Foglia Argento Silver Leaf</p> 	<p>14 Foglia Oro Gold Leaf</p> 	<p>19 Nero Black</p> 	<p>20 Corten Corten</p> 	
<p>21 Grigio tortora Dove grey</p> 	<p>26 Inox Inox</p> 	<p>27 Ossidato Oxydized</p> 	<p>30 Gunmetal</p> 	<p>31 Rosé Spaz. Brushed Rosé</p> 	<p>32 Bronzo Spaz. Brush. Bronze</p> 	<p>33 Oro Spaz. Brush. Gold</p> 

CRI > 90

DIMMERABILE / DIMMABLE  
 Vai a pagina / Go to page 432



CRISTALLI



**2051/PL 80**

W 70 - Vac 230

Lm 5.200

M 2.700°K - C 3.000°K

W 4.000°K - N 5.000°K

L 500 x 800 mm

SP 70 mm

DIMMERABILE / DIMMABLE

2051/PL80-D1 PUSH

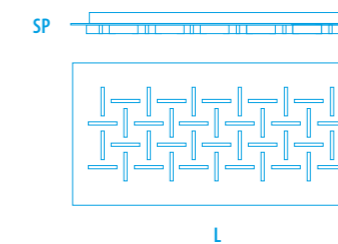
2051/PL80-D2 1-10V

2051/PL80-D3 DALI

2051/PL80-D4 Taglio di fase / Phase cut

2051/PL80-D7 ZigBee

2051/PL80-D8 CASAMBI



**2051/PL110**

W 105 - Vac 230

Lm 7.800

M 2.700°K - C 3.000°K

W 4.000°K - N 5.000°K

L 500 x 1100 mm

SP 70 mm

DIMMERABILE / DIMMABLE

2051/PL110-D1 PUSH

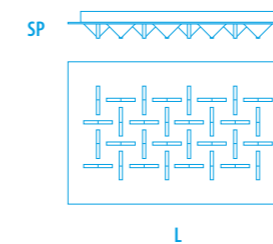
2051/PL110-D2 1-10V

2051/PL110-D3 DALI

2051/PL110-D4 Taglio di fase / Phase cut

2051/PL110-D7 ZigBee

2051/PL110-D8 CASAMBI



**2052/PL 80**

W 70 - Vac 230

Lm 5.200

M 2.700°K - C 3.000°K

W 4.000°K - N 5.000°K

L 500 x 800 mm

SP 80 mm

DIMMERABILE / DIMMABLE

2052/PL80-D1 PUSH

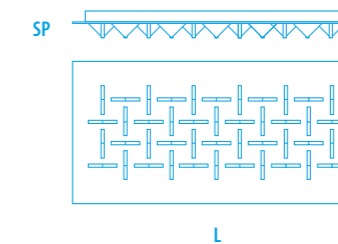
2052/PL80-D2 1-10V

2052/PL80-D3 DALI

2052/PL80-D4 Taglio di fase / Phase cut

2052/PL80-D7 ZigBee

2052/PL80-D8 CASAMBI



**2052/PL110**

W 105 - Vac 230

Lm 7.800

M 2.700°K - C 3.000°K

W 4.000°K - N 5.000°K

L 500 x 1100 mm

SP 80 mm

DIMMERABILE / DIMMABLE

2052/PL110-D1 PUSH

2052/PL110-D2 1-10V

2052/PL110-D3 DALI

2052/PL110-D4 Taglio di fase / Phase cut

2052/PL110-D7 ZigBee

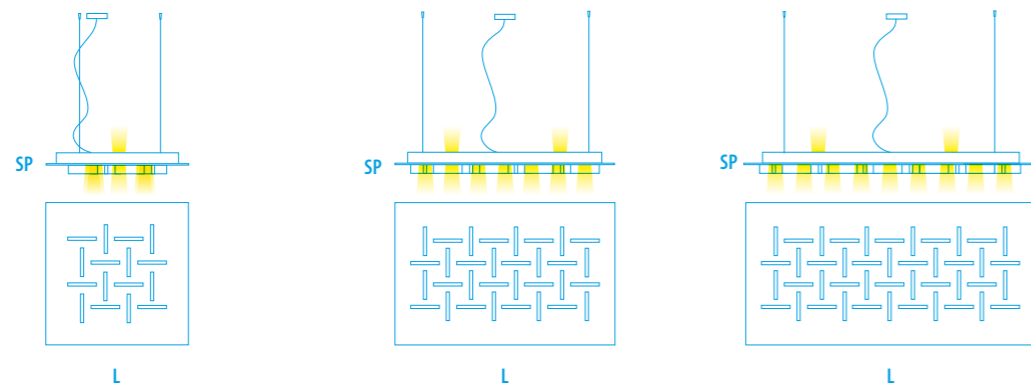
2052/PL110-D8 CASAMBI

<b>10</b> Bianco White	<b>11</b> Cromo Chrome	<b>13</b> Foglia Argento Silver Leaf	<b>14</b> Foglia Oro Gold Leaf	<b>19</b> Nero Black	<b>20</b> Corten Corten
<b>21</b> Grigio tortora Dove grey	<b>26</b> Inox Inox	<b>27</b> Ossidato Oxydized	<b>30</b> Gunmetal	<b>31</b> Rose Spaz. Brushed Rose	<b>32</b> Bronzo Spaz. Brush. Bronze
				<b>33</b> Oro Spaz. Brush. Gold	

CRI > 90

DIMMERABILE / DIMMABLE  
Vai a pagina / Go to page 432

## CRISTALLI



### 2051/S50

SOTTO / DOWN  
W 35 - Vac 230  
Lm 3.000

SOPRA / UP  
W 7 - Vac 230  
Lm 600

M 2.700°K - C 3.000°K  
W 4.000°K - N 5.000°K

L 500 x 500 mm  
SP 60 mm  
L CAVI / CABLES 2.000 mm

#### DIMMERABILE / DIMMABLE

2051/S50-D1 PUSH  
2051/S50-D2 1-10V  
2051/S50-D3 DALI  
2051/S50-D4 Taglio di fase / Phase cut  
2051/S50-D7 ZigBee  
2051/S50-D8 CASAMBI

### 2051/S80

SOTTO / DOWN  
W 70 - Vac 230  
Lm 6.000

SOPRA / UP  
W 14 - Vac 230  
Lm 1.200

M 2.700°K - C 3.000°K  
W 4.000°K - N 5.000°K

L 500 x 800 mm  
SP 70 mm  
L CAVI / CABLES 2.000 mm

#### DIMMERABILE / DIMMABLE

2051/S80-D1 PUSH  
2051/S80-D2 1-10V  
2051/S80-D3 DALI  
2051/S80-D4 Taglio di fase / Phase cut  
2051/S80-D7 ZigBee  
2051/S80-D8 CASAMBI

### 2051/S110

SOTTO / DOWN  
W 105 - Vac 230  
Lm 9.000

SOPRA / UP  
W 14 - Vac 230  
Lm 1.200

M 2.700°K - C 3.000°K  
W 4.000°K - N 5.000°K

L 500 x 1.100 mm  
SP 70 mm  
L CAVI / CABLES 2.000 mm

#### DIMMERABILE / DIMMABLE

2051/S110-D1 PUSH  
2051/S110-D2 1-10V  
2051/S110-D3 DALI  
2051/S110-D4 Taglio di fase / Phase cut  
2051/S110-D7 ZigBee  
2051/S110-D8 CASAMBI

260

## DIFFUSORE / DIFFUSER

### 2051 T

Metacrilato trasparente  
Transparent-finish methacrylate



### 2051 S

Metacrilato satinato  
Satin-finish methacrylate



### 2052 T

Metacrilato trasparente  
Transparent-finish methacrylate



### 2052 S

Metacrilato satinato  
Satin-finish methacrylate




## ESEMPIO D'ORDINE - EXAPLE OF ORDER

### ART. 2052/PL50 S C 10

S = Colore Metacrilato Methacrylate Colour: **Satinato Satin**

C = Colore LED LED Colour: **3.000°K**

10 = Colore Struttura Structure Colour: **Bianco White**



CRI > 90

DIMMERABILE / DIMMABLE  
Vai a pagina / Go to page 432



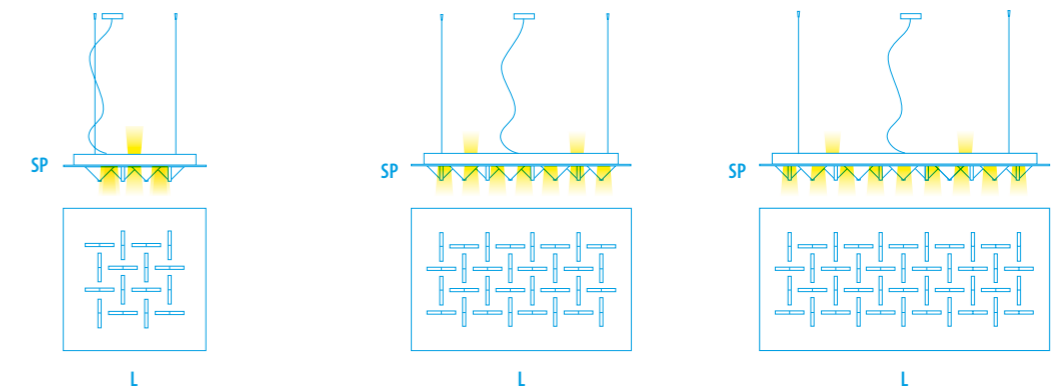
261

CRISTALLI

2051/S 50



CRISTALLI



2052/S 50

SOTTO / DOWN  
W 35 - Vac 230  
Lm 2.600  
SOPRA / UP  
W 7 - Vac 230  
Lm 500  
M 2.700°K - C 3.000°K  
W 4.000°K - N 5.000°K  
L 500 x 500 mm  
SP 80 mm  
L CAVI / CABLES 2.000 mm

DIMMERABILE / DIMMABLE

- 2052/S50-D1 PUSH
- 2052/S50-D2 1-10V
- 2052/S50-D3 DALI
- 2052/S50-D4 Taglio di fase / Phase cut
- 2052/S50-D7 ZigBee
- 2052/S50-D8 CASAMBI

2052/S 80

SOTTO / DOWN  
W 70 - Vac 230  
Lm 5.200  
SOPRA / UP  
W 14 - Vac 230  
Lm 1.000  
M 2.700°K - C 3.000°K  
W 4.000°K - N 5.000°K  
L 500 x 800 mm  
SP 80 mm  
L CAVI / CABLES 2.000 mm

DIMMERABILE / DIMMABLE

- 2052/S80-D1 PUSH
- 2052/S80-D2 1-10V
- 2052/S80-D3 DALI
- 2052/S80-D4 Taglio di fase / Phase cut
- 2052/S80-D7 ZigBee
- 2052/S80-D8 CASAMBI

2052/S 110

SOTTO / DOWN  
W 105 - Vac 230  
Lm 7.800  
SOPRA / UP  
W 14 - Vac 230  
Lm 1.000  
M 2.700°K - C 3.000°K  
W 4.000°K - N 5.000°K  
L 500 x 1.100 mm  
SP 80 mm  
L CAVI / CABLES 2.000 mm

DIMMERABILE / DIMMABLE

- 2052/S110-D1 PUSH
- 2052/S110-D2 1-10V
- 2052/S110-D3 DALI
- 2052/S110-D4 Taglio di fase / Phase cut
- 2052/S110-D7 ZigBee
- 2052/S110-D8 CASAMBI

DIFFUSORE / DIFFUSER

2051 T

Metacrilato trasparente  
Transparent-finish methacrylate



2051 S

Metacrilato satinato  
Satin-finish methacrylate



2052 T

Metacrilato trasparente  
Transparent-finish methacrylate



2052 S

Metacrilato satinato  
Satin-finish methacrylate



ESEMPIO D'ORDINE / EXAPLE OF ORDER

ART. 2052/PL50 S C 10

S = Colore Metacrilato Methacrylate Colour: **Satinato Satin**

C = Colore LED LED Colour: **3.000°K**

10 = Colore Struttura Structure Colour: **Bianco White**

10 Bianco White	11 Cromo Chrome	13 Foglia Argento Silver Leaf	14 Foglia Oro Gold Leaf	19 Nero Black	20 Corten Corten
21 Grigio tortora Dove grey	26 Inox Inox	27 Ossidato Oxydized	30 Gunmetal	31 Rosé Spaz. Brushed Rosé	32 Bronzo Spaz. Brush. Bronze
					33 Oro Spaz. Brush. Gold

CRI > 90

DIMMERABILE / DIMMABLE  
Vai a pagina / Go to page 432

# Gamma



264

2080/S


BRAGA LED



265

GAMMA

2080/PL90





268

2080/A2

BRAGA LED



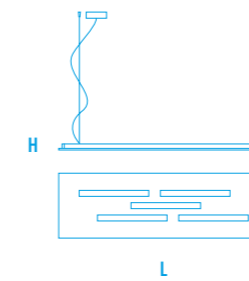
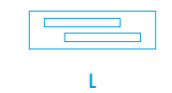
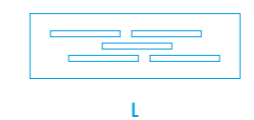
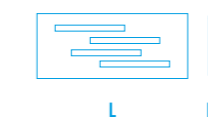
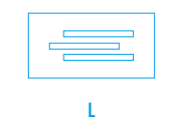
269

GAMMA

2080/A2



## GAMMA

**2080/S****SOTTO/DOWN****W** 57,5 - **Vac** 230**Lm** 6.000 - **C** 3.000°K**SOPRA/UP****W** 9 - **Vac** 230**Lm** 600 - **C** 3.000°K**L** 910 x 300 mm**H** 26 mm**L CAVI / CABLES** 2.000 mm**DOPPIA ACCENSIONE / DOUBLE SWITCH****2080/A****W** 23 - **Vac** 230**Lm** 2.400 - **C** 3.000°K**L** 300 x **H** 95 mm**SP** 38 mm**DIMMERABILE / DIMMABLE****2080/A-D1** PUSH**2080/A-D2** 1-10V**2080/A-D3** DALI**2080/A2****W** 23 - **Vac** 230**Lm** 2.400 - **C** 3.000°K**L** 300 x 150 mm**H** 26 mm**DIMMERABILE / DIMMABLE****2080/A2-D1** PUSH**2080/A2-D2** 1-10V**2080/PL90****W** 57,5 - **Vac** 230**Lm** 6.000 - **C** 3.000°K**L** 910 x 300 mm**H** 26 mm**DIMMERABILE / DIMMABLE****2080/PL90-D1** PUSH**2080/PL90-D2** 1-10V**2080/PL90-D3** DALI**2080/PL65****W** 46 - **Vac** 230**Lm** 4.800 - **C** 3.000°K**L** 660 x 300 mm**H** 26 mm**DIMMERABILE / DIMMABLE****2080/PL65-D1** PUSH**2080/PL65-D2** 1-10V**2080/PL65-D3** DALI**2080/PL50****W** 34,5 - **Vac** 230**Lm** 3.600 - **C** 3.000°K**L** 530 x 300 mm**H** 26 mm**DIMMERABILE / DIMMABLE****2080/PL50-D1** PUSH**2080/PL50-D2** 1-10V**2080/PL50-D3** DALI

## CRI &gt; 80

**DIFFUSORE / DIFFUSER**Metacrilato opalino  
*Opal-finish methacrylate***DIMMERABILE / DIMMABLE**Vai a pagina / *Go to page* 432**10**  
Bianco  
*White***13**  
Foglia Argento  
*Silver Leaf***14**  
Foglia Oro  
*Gold Leaf***20**  
Corten  
*Corten***21**  
Grigio tortora  
*Dove grey***30**  
Gunmetal**31**  
Rosé Spaz.  
*Brushed Rosé***32**  
Bronzo Spaz.  
*Brush. Bronze***33**  
Oro Spaz.  
*Brush. Gold*



# Corner

272



2101/PL50

BRAGA LED



273

CORNER

2101/PL60



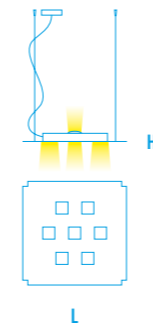
274



2101/S50

BRAGA LED

## CORNER



### 2101/S50

**SOTTO / DOWN**  
**W 28 - Vac 230**  
**Lm 2.100 - C 3.000°K**

**SOPRA / UP**  
**W 8 - Vac 230**  
**Lm 800 - C 3.000°K**

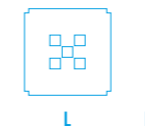
**L 500 x 500 mm**  
**H 29 mm**  
**L CAVI / CABLES 2.000 mm**

**DIMMERABILE / DIMMABLE**



2101/PL38

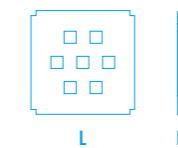
275



### 2101/PL38

**W 20 - Vac 230**  
**Lm 1.500 - C 3.000°K**  
**L 380 x 380 mm**  
**H 29 mm**

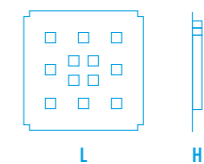
**DIMMERABILE / DIMMABLE**



### 2101/PL50

**W 28 - Vac 230**  
**Lm 2.100 - C 3.000°K**  
**L 500 x 500 mm**  
**H 29 mm**

**DIMMERABILE / DIMMABLE**



### 2101/PL60

**W 48 - Vac 230**  
**Lm 3.600 - C 3.000°K**  
**L 600 x 600 mm**  
**H 29 mm**


**DIMMERABILE / DIMMABLE**

## CRI > 80

### DIFFUSORE / DIFFUSER

Metacrilato opalino  
 Opaline-finish methacrylate

**DIMMERABILE / DIMMABLE**  
 Vai a pagina / Go to page 438



# Desk

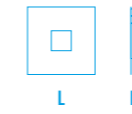
276



2071/PL38

PRAGA LED

## DESK



2071/PL27/13

W 15 - Vac 230

Lm 1.100 - C 3.000°K

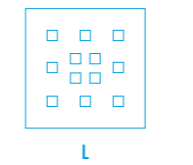
L 270 x 270 mm

H 29 mm

DIMMERABILE / DIMMABLE



277



2071/PL60

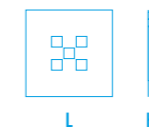
W 48 - Vac 230

Lm 3.600 - C 3.000°K

L 600 x 600 mm

H 29 mm

DIMMERABILE / DIMMABLE



2071/PL38

W 20 - Vac 230

Lm 1.500 - C 3.000°K

L 380 x 380 mm

H 29 mm

DIMMERABILE / DIMMABLE

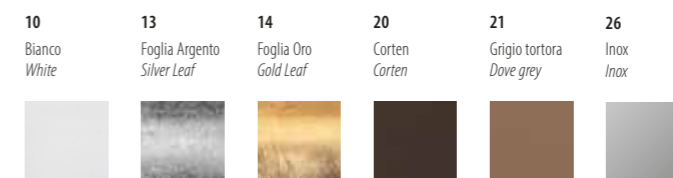
CRI > 80

**DIFFUSORE / DIFFUSER**

Metacrilato opalino  
Opaline-finish methacrylate

DIMMERABILE / DIMMABLE

Vai a pagina / Go to page 438



# Candy

278



2118/PL70

BRAGA LED

279



CANDY

2118/PL30



280


2118/PL55

BRAGA LED

## CANDY



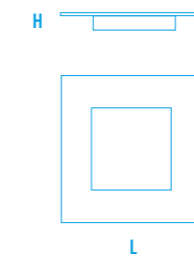
281



**2118/PL 70**

W 43 - Vac 230  
Lm 2.900 - C 3.000°K  
L 700 x 700 mm  
H 55 mm


[DIMMERABILE / DIMMABLE](#)



**2118/PL 55**

W 30 - Vac 230  
Lm 2.300 - C 3.000°K  
L 550 x 550 mm  
H 55 mm


[DIMMERABILE / DIMMABLE](#)



**2118/PL 40**

W 20 - Vac 230  
Lm 1.400 - C 3.000°K  
L 400 x 400 mm  
H 55 mm

[DIMMERABILE / DIMMABLE](#)



**2118/PL 30**

W 13 - Vac 230  
Lm 950 - C 3.000°K  
L 300 x 300 mm  
H 55 mm


[DIMMERABILE / DIMMABLE](#)

CRI > 80

### DIFFUSORE / DIFFUSER

Vetro extrachiaro bianco  
White extra clear glass

[DIMMERABILE / DIMMABLE](#)  
Vai a pagina / Go to page 438






282

2118/A1

BRAGA LED



283

CANDY


2118/PL30



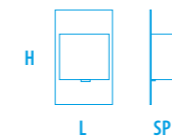
284

2118/A1

BRAGA LED



285



**2118/A1**

W 13 - Vac 230  
 Lm 950 - C 3.000°K  
 L 250 x 150 mm  
 H 55 mm

DIMMERABILE / DIMMABLE



**2118/L**

W 13 - Vac 230  
 Lm 950 - C 3.000°K  
 L 120 x 120 mm  
 H 67 mm

CON DIMMER / WITH DIMMER

CRI > 80

**DIFFUSORE / DIFFUSER**  
 Vetro extrachiaro bianco  
 White extra clear glass

**DIMMERABILE / DIMMABLE**  
 Vai a pagina / Go to page 438

- |                              |  |                                      |                               |  |                                   |
|------------------------------|--|--------------------------------------|-------------------------------|--|-----------------------------------|
| <b>10</b><br>Bianco<br>White | <b>13</b><br>Foglia Argento<br>Silver Leaf | <b>14</b><br>Foglia Oro<br>Gold Leaf | <b>20</b><br>Corten<br>Corten | <b>21</b><br>Grigio tortora<br>Dove grey | <b>27</b><br>Ossidato<br>Oxydized |
|                              |  |                                      |                               |  |                                   |

# Puzzle

286



N°2 2111/PL50 + N°1 2111/PL60

BRAGA LED



287

PUZZLE

2111/PL50 + 2111/PL60

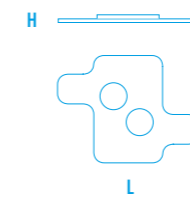




2111/PL50 - 2111/PL60

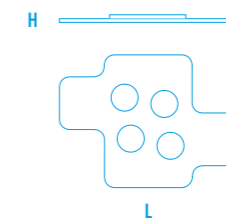
BRAGA LED

# PUZZLE



**2111/PL 50**  
W 30 - Vac 230  
Lm 2.150 - C 3.000°K  
L 500x360 mm  
H 28 mm

DIMMERABILE / DIMMABLE




**2111/PL 60**  
W 60 - Vac 230  
Lm 4.300 - C 3.000°K  
L 600x450 mm  
H 33 mm

DIMMERABILE / DIMMABLE

## CRI > 80

**DIFFUSORE / DIFFUSER**  
Metacrilato opalino  
Opaline-finish methacrylate

DIMMERABILE / DIMMABLE  
Vai a pagina / Go to page 438



# Nuvola

290



2092/PL70


BRAGA LED



291

NUVOLA

2092/PL60



292

2092/PL35

BRAGA LED



293

NUVOLA

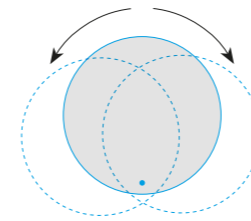
2092/PL70



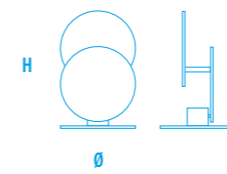
2092/L

BRAGA LED

### NUVOLA



DISCHI ORIENTABILI  
ADJUSTABLE DISCS




2092/L

W 4 - Vac 230

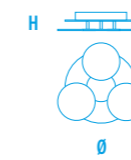
Lm 300 - C 3.000°K

Ø 150 mm

H 240 mm



2092/PL45



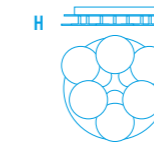
2092/PL35

W 17 - Vac 230

Lm 1.200 - C 3.000°K

Ø 350 mm

H 110 mm



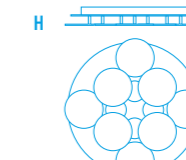
2092/PL45

W 30 - Vac 230

Lm 2.300 - C 3.000°K

Ø 450 mm

H 110 mm



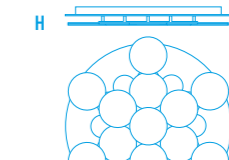
2092/PL60

W 40 - Vac 230

Lm 3.000 - C 3.000°K

Ø 600 mm

H 120 mm



2092/PL70

W 72 - Vac 230

Lm 5.500 - C 3.000°K

Ø 700 mm

H 120 mm

CRI > 80

DIFFUSORE / DIFFUSER

Metacrilato opalino  
Opaline-finish methacrylate

DIMMERABILE / DIMMABLE

Vai a pagina / Go to page 438

10  
Bianco  
White



13  
Foglia Argento  
Silver Leaf



14  
Foglia Oro  
Gold Leaf



20  
Corten  
Corten



21  
Grigio tortora  
Dove grey




22  
Foglia rame  
Coper leaf



30  
Gummetal




31  
Rosé Spaz.  
Brushed Rosé




32  
Bronzo Spaz.  
Brush. Bronze



33  
Oro Spaz.  
Brush. Gold






296

2092/L

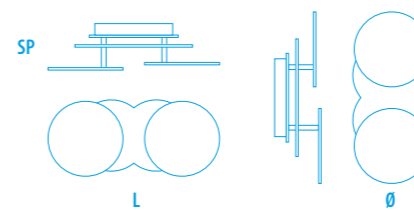
BRAGA LED

NUVOLA



297

2092/A2



2092/A2

W 17 - Vac 230

Lm 1.200 - C 3.000°K

L MAX 350 mm

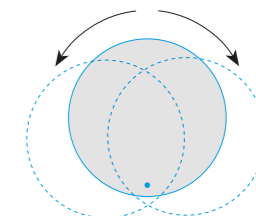
L MIN 250 mm

Ø 150 mm

SP 80 mm

**DIMMERABILE / DIMMABLE**

Vai a pagina / Go to page 438



**DISCHI ORIENTABILI  
ADJUSTABLE DISCS**

CRI > 80

**DIFFUSORE / DIFFUSER**  
Metacrilato opalino  
Opaline-finish methacrylate

10 Bianco White	13 Foglia Argento Silver Leaf	14 Foglia Oro Gold Leaf	20 Corten Corten	21 Grigio tortora Dove grey	22 Foglia rame Coper leaf	30 Gurmetal	31 Rosé Spaz. Brushed Rosé	32 Bronzo Spaz. Brush. Bronze	33 Oro Spaz. Brush. Gold

# Pianeta

298



2106/PL80

BRAGA LED



299

PIANETA

2106/PL45



300

2106/PL60

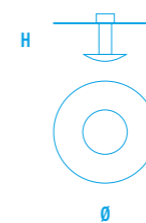
BRAGA LED

PIANETA



301

2106/PL45



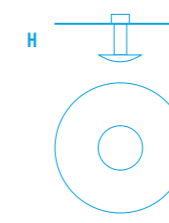
**2106/PL45**

W 30 - Vac 230

Lm 2.300 - C 3.000°K

Ø 450 mm

H 150 mm



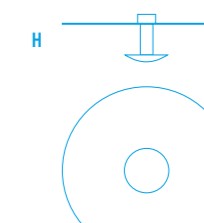
**2106/PL60**

W 30 - Vac 230

Lm 2.300 - C 3.000°K

Ø 600 mm

H 150 mm



**2106/PL80**

W 30 - Vac 230

Lm 2.300 - C 3.000°K

Ø 800 mm

H 150 mm

CRI > 80

DIMMERABILE / DIMMABLE  
Vai a pagina / Go to page 438

10  
Bianco  
White



13  
Foglia Argento  
Silver Leaf



14  
Foglia Oro  
Gold Leaf



# Rotary







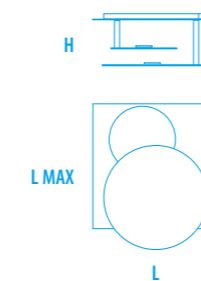
304

2116/PL35

BRAGA LED



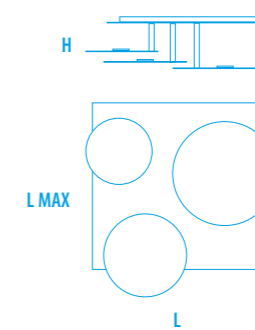
305



**2116/PL 35**

W 40 - Vac 230  
Lm 2.900 - C 3.000°K  
L 350 x 350 mm  
L MAX 500 mm  
H 150 mm

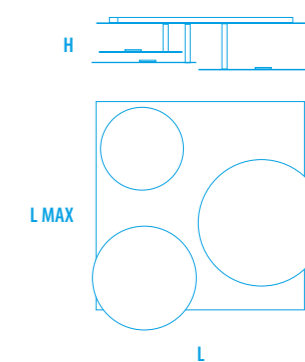
DIMMERABILE / DIMMABLE



**2116/PL 50**

W 45 - Vac 230  
Lm 3.300 - C 3.000°K  
L 400 x 400 mm  
L MAX 600 mm  
H 160 mm

DIMMERABILE / DIMMABLE



**2116/PL 60**

W 60 - Vac 230  
Lm 4.350 - C 3.000°K  
L 500 x 500 mm  
L MAX 700 mm  
H 190 mm

DIMMERABILE / DIMMABLE

CRI > 80

DIMMERABILE / DIMMABLE  
Vai a pagina / Go to page 438

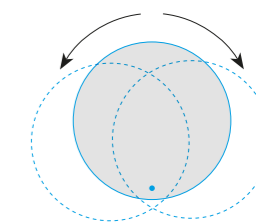
10  
Bianco  
White



13  
Foglia Argento  
Silver Leaf



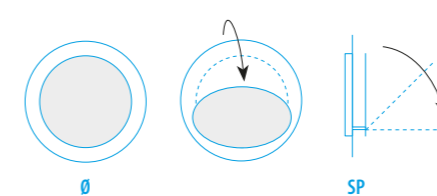
14  
Foglia Oro  
Gold Leaf



**DISCHI ORIENTABILI  
ADJUSTABLE DISCS**

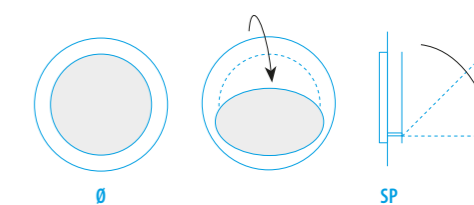


### ROTARY



**2116/A**

W 20 - Vac 230  
 Lm 1.450 - C 3.000°K  
 Ø 250 mm  
 SP MAX 230 mm  
 DIMMERABILE / DIMMABLE



**2116/A2**

W 20 - Vac 230  
 Lm 1.450 - C 3.000°K  
 Ø 360 mm  
 SP MAX 300 mm  
 DIMMERABILE / DIMMABLE

CRI > 80

DIMMERABILE / DIMMABLE  
 Vai a pagina / Go to page 438

- 10  
Bianco  
White


- 13  
Foglia Argento  
Silver Leaf


- 14  
Foglia Oro  
Gold Leaf




# Time

308



2107/PL80

BRAGA LED



309

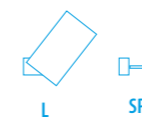
TIME

2107/A2



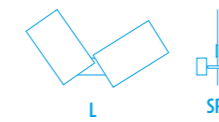


TIME



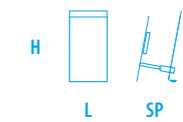
**2107/A1**  
**W 20 - Vac 230**  
**Lm 1.500 - C 3.000°K**  
**L 185 x 105 mm**  
**SP 90 mm**

DIMMERABILE / DIMMABLE



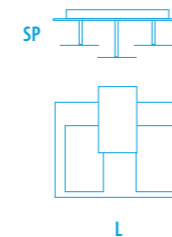
**2107/A2**  
**W 30 - Vac 230**  
**Lm 2.300 - C 3.000°K**  
**L MIN 200 MAX 400 mm**  
**SP 90 mm**

DIMMERABILE / DIMMABLE

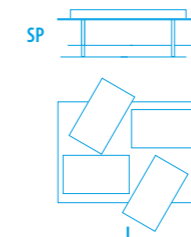


**2107/L**  
**W 10 - Vac 230**  
**Lm 750 - C 3.000°K**  
**L 185 x 105 mm**  
**SP 110 mm**

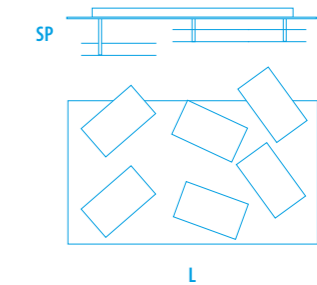
CON DIMMER / WITH DIMMER



**2107/PL40**  
**W 30 - Vac 230**  
**Lm 2.300 - C 3.000°K**  
**L 400 x 290 mm**  
**SP 200 mm**



**2107/PL50**  
**W 40 - Vac 230**  
**Lm 3.000 - C 3.000°K**  
**L 500 x 350 mm**  
**SP 200 mm**

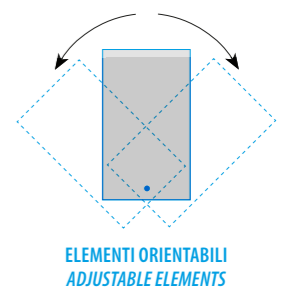


**2107/PL80**  
**W 60 - Vac 230**  
**Lm 4.600 - C 3.000°K**  
**L 800 x 450 mm**  
**SP 200 mm**

CRI > 80

DIMMERABILE / DIMMABLE  
 Vai a pagina / Go to page 438

<b>10</b> Bianco White	<b>13</b> Foglia Argento Silver Leaf	<b>14</b> Foglia Oro Gold Leaf	<b>20</b> Corten Corten	<b>21</b> Grigio tortora Dove grey	<b>22</b> Foglia rame Copper leaf	<b>27</b> Ossidato Oxydized




# Geo



314

2123/S60

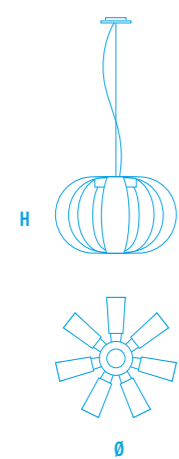
BRAGA LED



315

GEO

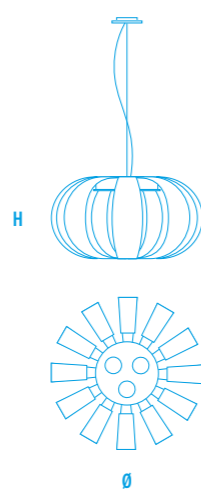
2123/PL60



**2123/S 40**

W 15 - Vac 230  
 Lm 1.100 - C 3.000°K  
 Ø 400 mm  
 H 250 mm  
 L CAVI / CABLES 2.000 mm

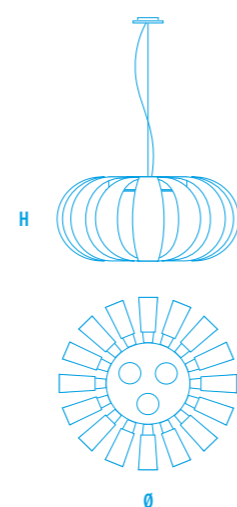
DIMMERABILE / DIMMABLE



**2123/S 50**

W 30 - Vac 230  
 Lm 2.300 - C 3.000°K  
 Ø 500 mm  
 H 250 mm  
 L CAVI / CABLES 2.000 mm

DIMMERABILE / DIMMABLE



**2123/S 60**

W 30 - Vac 230  
 Lm 2.300 - C 3.000°K  
 Ø 600 mm  
 H 250 mm  
 L CAVI / CABLES 2.000 mm

DIMMERABILE / DIMMABLE

CRI > 80

DIFFUSORE / DIFFUSER

Metacrilato opalino  
 Opaline-finish methacrylate

DIMMERABILE / DIMMABLE

Vai a pagina / Go to page 438

10 Bianco White	10 Bianco White	10 Bianco White	19 Nero Black	19 Nero Black	19 Nero Black
10 Bianco White	13 Foglia Argento Silver Leaf	14 Foglia Oro Gold Leaf	13 Foglia Argento Silver Leaf	14 Foglia Oro Gold Leaf	19 Nero Black



GEO

2123/S50




318

2123/PL40

BRAGA LED


GEO

319




**2123/PL 40**  
**W 15 - Vac 230**  
**Lm 1.100 - C 3.000°K**  
**Ø 400 mm**  
**H 250 mm**

DIMMERABILE / DIMMABLE



**2123/PL 50**  
**W 30 - Vac 230**  
**Lm 2.300 - C 3.000°K**  
**Ø 500 mm**  
**H 250 mm**

DIMMERABILE / DIMMABLE



**2123/PL 60**  
**W 30 - Vac 230**  
**Lm 2.300 - C 3.000°K**  
**Ø 600 mm**  
**H 250 mm**

DIMMERABILE / DIMMABLE

CRI > 80

**DIFFUSORE / DIFFUSER**  
 Metacrilato opalino  
 Opaline-finish methacrylate

**DIMMERABILE / DIMMABLE**  
 Vai a pagina / Go to page 438

<b>10</b> Bianco White /	<b>10</b> Bianco White /	<b>10</b> Bianco White /	<b>19</b> Nero Black /	<b>19</b> Nero Black /	<b>19</b> Nero Black /
<b>10</b> Bianco White	<b>13</b> Foglia Argento Silver Leaf	<b>14</b> Foglia Oro Gold Leaf	<b>13</b> Foglia Argento Silver Leaf	<b>14</b> Foglia Oro Gold Leaf	<b>19</b> Nero Black




# Tibet

320



2117/S38

BRAGA LED



321

TIBET

2117/S60



322


2117/S38

2117/S60

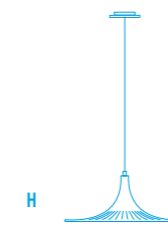
2117/S45

BRAGA LED

## TIBET



323



**2117/S 38**

**W** 10 - **Vac** 230


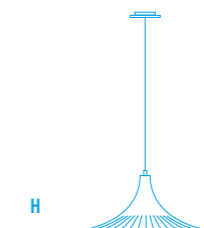
**Lm** 700 - **C** 3.000°K

**Ø** 380 mm

**H** 170 mm

**L CAVI / CABLES** 2.000 mm

DIMMERABILE / DIMMABLE



**2117/S 45**

**W** 15 - **Vac** 230


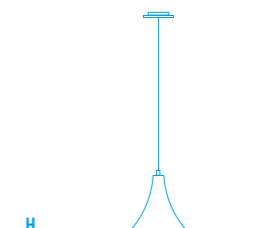
**Lm** 1.100 - **C** 3.000°K

**Ø** 450 mm

**H** 190 mm

**L CAVI / CABLES** 2.000 mm

DIMMERABILE / DIMMABLE



**2117/S 60**

**W** 20 - **Vac** 230

**Lm** 1.450 - **C** 3.000°K

**Ø** 600 mm

**H** 300 mm

**L CAVI / CABLES** 2.000 mm

DIMMERABILE / DIMMABLE

**CRI > 80**

**DIFFUSORE / DIFFUSER**

Metacrilato opalino  
Opaline-finish methacrylate

**DIMMERABILE / DIMMABLE**

Vai a pagina / Go to page 438


**10**  
Bianco  
White

**10**  
Bianco  
White



**13**  
Foglia Argento  
Silver Leaf

**10**  
Bianco  
White



**14**  
Foglia Oro  
Gold Leaf

**10**  
Bianco  
White



**19**  
Nero  
Black

**19**  
Nero  
Black



**20**  
Corten  
Corten

**20**  
Corten  
Corten



**21**  
Grigio tortora  
Dove grey

**21**  
Grigio tortora  
Dove grey



# Greka

324

325



2087/S50

BRAGA LED




2087/S30

2087/S70



GRECA LED





326

2087/S70

BRAGA LED



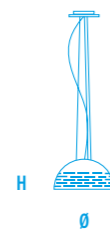
327

GREKA LED

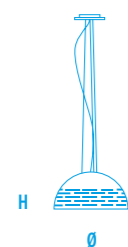
2087/S40



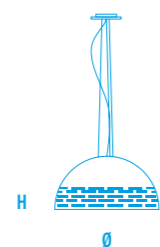
**2087/S30**  
**W** 13 - **Vac** 230  
**Lm** 900 - **C** 3.000°K  
**Ø** 300 mm  
**H** 150 mm  
**L CAVI / CABLES** 2.000 mm  
DIMMERABILE / DIMMABLE




**2087/S40**  
**W** 20 - **Vac** 230  
**Lm** 1.400 - **C** 3.000°K  
**Ø** 400 mm  
**H** 200 mm  
**L CAVI / CABLES** 2.000 mm  
DIMMERABILE / DIMMABLE



**2087/S50**  
**W** 20 - **Vac** 230  
**Lm** 1.400 - **C** 3.000°K  
**Ø** 500 mm  
**H** 250 mm  
**L CAVI / CABLES** 2.000 mm  
DIMMERABILE / DIMMABLE



**2087/S70**  
**W** 43 - **Vac** 230  
**Lm** 2.900 - **C** 3.000°K  
**Ø** 700 mm  
**H** 350 mm  
**L CAVI / CABLES** 2.000 mm  
DIMMERABILE / DIMMABLE



**2087/S80**  
**W** 43 - **Vac** 230  
**Lm** 2.900 - **C** 3.000°K  
**Ø** 800 mm  
**H** 400 mm  
**L CAVI / CABLES** 2.000 mm  
DIMMERABILE / DIMMABLE

**CRI > 80**

**DIFFUSORE / DIFFUSER**  
 Metacrilato opalino  
 Opaline-finish methacrylate

**DIMMERABILE / DIMMABLE**  
 Vai a pagina / Go to page 438

<b>10</b> Bianco White	<b>19</b> Nero Black	<b>20</b> Corten Corten	<b>21</b> Grigio tortora Dove grey	<b>10</b> Bianco White	<b>21</b> Grigio tortora Dove grey	<b>23</b> Ruggine Rust	<b>23</b> Ruggine Rust	<b>24</b> Ferro Iron
<b>10</b> Bianco White	<b>10</b> Bianco White	<b>10</b> Bianco White	<b>10</b> Bianco White	<b>13</b> Foglia Argento Silver Leaf	<b>13</b> Foglia Argento Silver Leaf	<b>14</b> Foglia Oro Gold Leaf	<b>22</b> Foglia rame Coper leaf	<b>13</b> Foglia argento Silver leaf finish





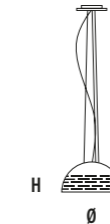
## GREKA

Serie disponibile con lampadine E27  
Series available with E27 bulbs



### 583/S30

1 x max 70W E27  
o/or  
**LED**  
Ø 300 mm  
H 150 mm  
L CAVI / CABLES 2.000 mm



### 583/S40

1 x max 70W E27  
o/or  
**LED**  
Ø 400 mm  
H 200 mm  
L CAVI / CABLES 2.000 mm



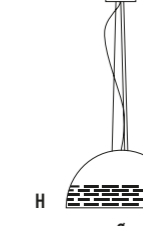
### 583/S50

1 x max 70W E27  
o/or  
**LED**  
Ø 500 mm  
H 250 mm  
L CAVI / CABLES 2.000 mm



### 583/S70

3 x max 70W E27  
o/or  
**LED**  
Ø 700 mm  
H 350 mm  
L CAVI / CABLES 2.000 mm



### 583/S80

3 x max 70W E27  
o/or  
**LED**  
Ø 800 mm  
H 400 mm  
L CAVI / CABLES 2.000 mm

10  
Bianca  
White

19  
Nero  
Black

20  
Corten  
Corten

21  
Grigio tortora  
Dove grey

10  
Bianca  
White

21  
Grigio tortora  
Dove grey

23  
Ruggine  
Rust

23  
Ruggine  
Rust

24  
Ferro  
Iron

10  
Bianca  
White

10  
Bianco  
White

10  
Bianco  
White

10  
Bianco  
White






13  
Foglia Argento  
Silver Leaf

13  
Foglia Argento  
Silver Leaf

14  
Foglia Oro  
Gold Leaf

22  
Foglia rame  
Coper leaf

13  
Foglia argento  
Silver leaf finish





N°6 2087/S1-9 + N°1 2087/R6

BRAGA LED



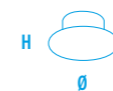
GREKA LED



N°4 2087/S1-9 + N°1 2087/R + N°4 2087/N

BRAGA LED

## GREKA LED

**2087/R6**

Ø 145 mm  
H 25 mm

Rosone per collegamento  
da 2 a 6 2087/S1

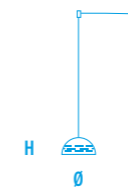
Rose for connection from  
2 to 6 2087/S1

**2087/R12**

Ø 170 mm  
H 35 mm

Rosone per collegamento  
da 2 a 12 2087/S1

Rose for connection from  
2 to 12 2087/S1

**2087/S1-9**

W 9 - Vac 230

Lm 800 - C 3.000°K

Ø 160 mm  
H 80 mm

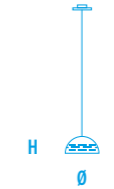
L CAVO / CABLE 1.700 mm

DIMMERABILE / DIMMABLE

**2087/N**

Ø 20 mm

H 15 mm

**2087/S16-9**

W 9 - Vac 230

Lm 800 - C 3.000°K

Ø 160 mm  
H 80 mm

L CAVO / CABLE 1.700 mm

DIMMERABILE / DIMMABLE

**DIFFUSORE / DIFFUSER**

Metacrilato opalino  
Opaline-finish methacrylate

**DIMMERABILE / DIMMABLE**

Vai a pagina / Go to page 438

10

Bianco  
White



19

Nero  
Black



20

Corten  
Corten



21

Grigio tortora  
Dove grey



10

Bianco  
White



21

Grigio tortora  
Dove grey



23

Ruggine  
Rust



23

Ruggine  
Rust



24

Ferro  
Iron



10

Bianco  
White

10

Bianco  
White

10

Bianco  
White

10

Bianco  
White

13

Foglia Argento  
Silver Leaf



13

Foglia Argento  
Silver Leaf



14

Foglia Oro  
Gold Leaf



22

Foglia rame  
Coper leaf



13

Foglia argento  
Silver leaf finish







336

2087/A

BRAGA LED

## GREKA LED



2087/A

W 17 - Vac 230

Lm 1.800 - C 3.000°K

L 300 x 150 mm

SP 150 mm

**DIMMERABILE / DIMMABLE**

Vai a pagina / Go to page 438

**CRI > 80**

**DIFFUSORE / DIFFUSER**  
Metacrilato opalino  
Opaline-finish methacrylate



337

2087/A

10 Bianco White /	19 Nero Black /	20 Corten Corten /	21 Grigio tortora Dove grey /	10 Bianco White /	21 Grigio tortora Dove grey /	23 Ruggine Rust /	23 Ruggine Rust /	24 Ferro Iron /
10 Bianco White	10 Bianco White	10 Bianco White	10 Bianco White	13 Foglia Argento Silver Leaf	13 Foglia Argento Silver Leaf	14 Foglia Oro Gold Leaf	22 Foglia rame Coper leaf	13 Foglia argento Silver leaf finish

# Dune


338



561/S70

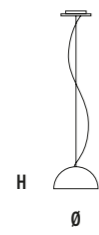
BRAGA

339




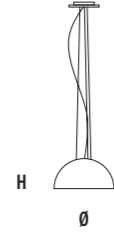
DUNE

561/S30 - 561/S40




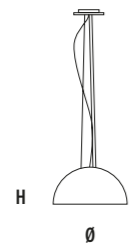
**561/S30**

1 x max 70W E27   
 o/or  
**LED**  
 Ø 300 mm  
 H 150 mm  
 L CAVI / CABLES 2.000 mm




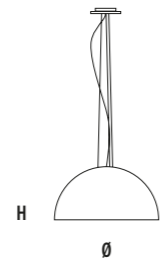
**561/S40**

1 x max 70W E27   
 o/or  
**LED**  
 Ø 400 mm  
 H 200 mm  
 L CAVI / CABLES 2.000 mm




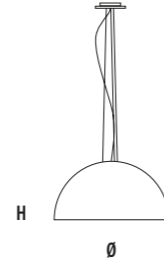
**561/S50**

1 x max 70W E27   
 o/or  
**LED**  
 Ø 500 mm  
 H 250 mm  
 L CAVI / CABLES 2.000 mm





**561/S70**

3 x max 70W E27   
 o/or  
**LED**  
 Ø 700 mm  
 H 350 mm  
 L CAVI / CABLES 2.000 mm



**561/S80**

3 x max 70W E27   
 o/or  
**LED**  
 Ø 800 mm  
 H 400 mm  
 L CAVI / CABLES 2.000 mm

<b>10</b> Bianco White	<b>19</b> Nero Black	<b>20</b> Corten Corten	<b>21</b> Grigio tortora Dove grey	<b>10</b> Bianco White	<b>21</b> Grigio tortora Dove grey	<b>23</b> Ruggine Rust	<b>23</b> Ruggine Rust	<b>24</b> Ferro Iron
<b>10</b> Bianco White	<b>10</b> Bianco White	<b>10</b> Bianco White	<b>10</b> Bianco White	<b>13</b> Foglia Argento Silver Leaf	<b>13</b> Foglia Argento Silver Leaf	<b>14</b> Foglia Oro Gold Leaf	<b>22</b> Foglia rame Coper leaf	<b>13</b> Foglia argento Silver leaf finish
								





**DUNE LED**

Serie disponibile con LED  
Series available with LED




**2100/S30**

W 13 - Vac 230  
Lm 900 - C 3.000°K  
Ø 300 mm  
H 150 mm  
L CAVI / CABLES 2.000 mm



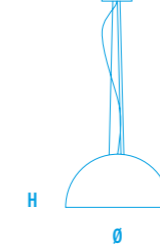
**2100/S40**

W 20 - Vac 230  
Lm 1.400 - C 3.000°K  
Ø 400 mm  
H 200 mm  
L CAVI / CABLES 2.000 mm



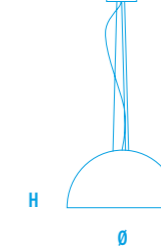
**2100/S50**

W 20 - Vac 230  
Lm 1.400 - C 3.000°K  
Ø 500 mm  
H 250 mm  
L CAVI / CABLES 2.000 mm



**2100/S70**

W 43 - Vac 230  
Lm 2.900 - C 3.000°K  
Ø 700 mm  
H 350 mm  
L CAVI / CABLES 2.000 mm



**2100/S80**

W 43 - Vac 230  
Lm 2.900 - C 3.000°K  
Ø 800 mm  
H 400 mm  
L CAVI / CABLES 2.000 mm

**CRI > 80**

**DIFFUSORE / DIFFUSER**  
Metacrilato opalino  
Opaline-finish methacrylate

**DIMMERABILE / DIMMABLE**  
Vai a pagina / Go to page 438

10 Bianco White /	19 Nero Black /	20 Corten Corten /	21 Grigio tortora Dove grey /	10 Bianco White /	21 Grigio tortora Dove grey /	23 Ruggine Rust /	23 Ruggine Rust /	24 Ferro Iron /
10 Bianco White	10 Bianco White	10 Bianco White	10 Bianco White	13 Foglia Argento Silver Leaf	13 Foglia Argento Silver Leaf	14 Foglia Oro Gold Leaf	22 Foglia rame Coper leaf	13 Foglia argento Silver leaf finish


# Sfera

344



2108/PL4

BRAGA LED



345

SFERA

2108/L



346

2108/PL3

BRAGA LED



347

SFERA

2108/S1




SFERA

CRI > 80

**DIMMERABILE / DIMMABLE**  
Vai a pagina / Go to page 442


**DIFFUSORE / DIFFUSER**  
Vetro satinato  
Satin-finish glass



**2108/PL3**

W 24 - Vac 230  
Lm 1.800 - C 3.000°K  
Ø 460 mm  
H 360 mm

**DIMMERABILE / DIMMABLE**



**2108/PL4**

W 32 - Vac 230  
Lm 2.400 - C 3.000°K  
Ø 580 mm  
H 300 mm

**DIMMERABILE / DIMMABLE**



**2108/S1**

W 8 - Vac 230  
Lm 600 - C 3.000°K  
Ø 55 mm  
H 160 mm  
H MAX 1.700 mm

**DIMMERABILE / DIMMABLE**

ESEMPIO D'ORDINE / EXAPLE OF ORDER

**ART. 2108/PL3 V1 V2 V3 C 27**


V1 = Vetro Glass: **Satinato Satin**

V2 = Vetro Glass: **Satinato Satin**

V3 = Vetro Glass: **Satinato Satin**

C = Colore LED **LED Colour: 3.000°K**

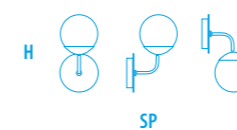
27 = Colore Struttura **Structure Colour: Ossidato Oxydized**



**V1**  
Ø 140 mm

**V2**  
Ø 160 mm  
H 130 mm

**V3**  
Ø 160 mm  
H 210 mm



**2108/A**

W 8 - Vac 230  
Lm 600 - C 3.000°K  
Ø 180 mm  
H 290 mm  
SP 170 mm


**DIMMERABILE / DIMMABLE**



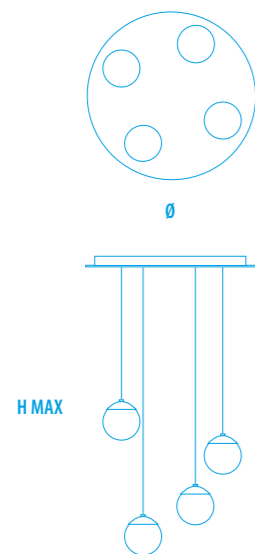
**2108/L**

W 8 - Vac 230  
Lm 600 - C 3.000°K  
Ø 140 mm  
H 260 mm

**DIMMERABILE / DIMMABLE**



SFERA



350

2108/S4

W 32 - Vac 230

Lm 2.400 - C 3.000°K

Ø 580 mm

H MAX 1000 mm

DIMMERABILE / DIMMABLE



V1  
Ø 140 mm

V2  
Ø 160 mm  
H 130 mm

V3  
Ø 160 mm  
H 210 mm

ESEMPIO D'ORDINE / EXAPLE OF ORDER

ART. 2108/PL3 V1 V2 V3 C 27

V1 = Vetro Glass: **Satinato Satin**

V2 = Vetro Glass: **Satinato Satin**

V3 = Vetro Glass: **Satinato Satin**

C = Colore LED LED Colour: **3.000°K**

27 = Colore Struttura Structure Colour: **Ossidato Oxydized**


CRI > 80

DIMMERABILE / DIMMABLE

Vai a pagina / Go to page 438

DIFFUSORE / DIFFUSER

Vetro satinato  
Satin-finish glass




351

SFERA

2108/S4



SFERA



**V1**  
Ø 140 mm

**V2**  
Ø 160 mm  
H 130 mm

**V3**  
Ø 160 mm  
H 210 mm

ESEMPIO D'ORDINE / EXAPLE OF ORDER

ART. 2108/PL3 V1 V2 V3 C 27

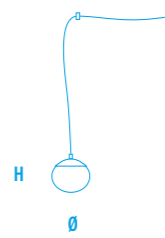
- V1 = Vetro Glass: *Satinato Satin*
- V2 = Vetro Glass: *Satinato Satin*
- V3 = Vetro Glass: *Satinato Satin*
- C = Colore LED LED Colour: *3.000°K*
- 27 = Colore Struttura Structure Colour: *Ossidato Oxydized*



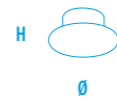
**2108/S1**  
W 8 - Vac 230  
Lm 800 - C 3.000°K  
H 160 mm  
L CAVO / CABLES 1.700 mm  
DIMMERABILE / DIMMABLE



**2108/N**  
Ø 20 mm  
H 15 mm



**2108/SM**  
W 8 - Vac 230  
Lm 600 - C 3.000°K  
H 160 mm  
L CAVO / CABLES 1.700 mm  
DIMMERABILE / DIMMABLE



**2108/R6**  
Ø 145 mm  
H 25 mm  
Rosone per collegamento da 2 a 6 2108/SM  
Rose for connection from 2 to 6 2108/SM




**2108/R12**  
Ø 175 mm  
H 35 mm  
Rosone per collegamento da 2 a 12 2108/SM  
Rose for connection from 2 to 12 2108/SM

CRI > 80

DIMMERABILE / DIMMABLE  
Vai a pagina / Go to page 438

DIFFUSORE / DIFFUSER  
Vetro satinato  
Satin-finish glass



SFERA

2108/SM

Tile



354

2121/S2

BRAGA LED



355

TILE

2121/T



2121/S1

BRAGA LED

## TILE

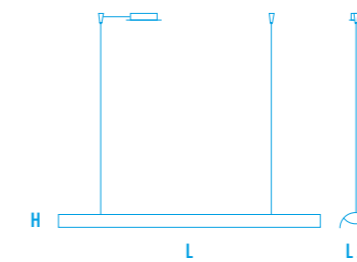


2121/T

W 31 - Vac 230  
 Lm 2.000 - C 3.000°K  
 H 1.950 x Ø 70 mm  
 BASE Ø 240 mm  
 TOUCH DIMMER

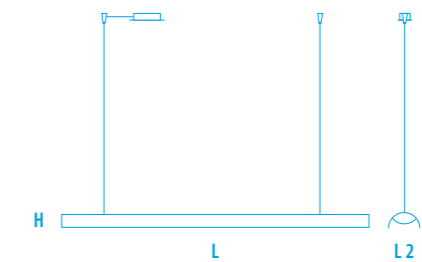


357



2121/S1

W 21 - Vac 230  
 Lm 1.400 - C 3.000°K  
 L 1.250 x L2 70 mm  
 H 35 mm  
 L CAVI / CABLES 1.700 mm  
 TOUCH DIMMER



2121/S2

W 29 - Vac 230  
 Lm 2.000 - C 3.000°K  
 L 1.600 x L2 70 mm  
 H 35 mm  
 L CAVI / CABLES 1.700 mm  
 TOUCH DIMMER

CRI > 80

DIFFUSORE / DIFFUSER  
 Metacrilato opalino  
 Opaline-finish methacrylate

10 Bianco White /	10 Bianco White /	10 Bianco White /	19 Nero Black /	21 Grigio tortora Dove grey /	27 Ossidato Oxydized /
10 Bianco White	13 Foglia argento Silver leaf finish	22 Foglia rame Copper leaf	13 Foglia argento Silver leaf finish	13 Foglia Argento Silver Leaf	14 Foglia oro Golden leaf finish

# Bend

358

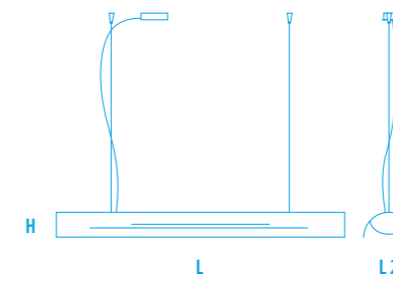


2124/S

BRAGA LED

## BEND

359



2124/S

W 39 - Vac 230

Lm 2.700 - C 3.000°K

L 1.200 x L2 155 mm

H 75 mm

L CAVI / CABLES 2.000 mm

TOUCH DIMMER

CRI > 80

DIFFUSORE / DIFFUSER  
Metacrilato satinato  
Satin-finish methacrylate

10 Bianco White /	10 Bianco White /	19 Nero Black /	21 Grigio tortora Dove grey /	24 Ferro Iron /	27 Ossidato Oxydized /
10 Bianco White	13 Foglia Argento Silver Leaf	14 Foglia Oro Gold Leaf	13 Foglia Argento Silver Leaf	13 Foglia argento Silver leaf finish	14 Foglia Oro Gold Leaf


# Lithos

360



2112/T

BRAGA LED



361

LITHOS

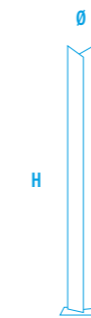
2112/T



2112/T

BRAGALED

LITHOS



BASE

2112/T

W 30 - Vac 230

Lm 2.300 - C 3.000°K

H 1930 x L 150 x 150 mm

BASE 230 x 230 mm

CON DIMMER / WITH DIMMER

<b>10</b> Bianco White /	<b>10</b> Bianco White /	<b>10</b> Bianco White /	<b>10</b> Bianco White /	<b>21</b> Grigio tortora Dove grey /	<b>23</b> Ruggine Rust /	<b>23</b> Ruggine Rust /	<b>24</b> Ferro Iron /	<b>27</b> Ossidato Oxydized /
<b>10</b> Bianco White	<b>13</b> Foglia argento Silver leaf finish	<b>20</b> Corten Corten	<b>21</b> Grigio tortora Dove grey	<b>13</b> Foglia argento Silver leaf finish	<b>14</b> Foglia oro Golden leaf finish	<b>22</b> Foglia rame Copper leaf finish	<b>13</b> Foglia argento Silver leaf finish	<b>14</b> Foglia oro Golden leaf finish

# Truciolo

364



2083/T

BRAGA LED



365

TRUCIOLO


2083/T



366

2083/T

BRAGA LED



367

TRUCIOLO

2083/A





2083/L

BRAGA

TRUCIOLO



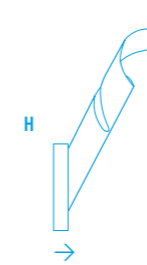
2083/T

1 x E27 PAR 38 LED  
 DIMMERABILE / DIMMABLE  
 H 2000 x Ø 150 mm  
 BASE 240 x 240 mm  
 CON DIMMER / WITH DIMMER



2084/T

W 30 - Vac 230  
 Lm 2.200 - C 3.000°K  
 H 2000 x Ø 150 mm  
 BASE 240 x 240 mm  
 CON DIMMER / WITH DIMMER



2083/A

W 8 - Vac 230  
 Lm 600 - C 3.000°K  
 H 390 mm  
 → 230 mm



2083/L

W 4 - Vac 230  
 Lm 300 - C 3.000°K  
 H 370 mm  
 BASE 150 x 150 mm  
 CON DIMMER / WITH DIMMER

10 Bianco White	10 Bianco White	21 Grigio tortora Dove grey	25 Inox spazzolato Brushed Stainless	23 Ruggine Rust	23 Ruggine Rust	24 Ferro Iron
10 Bianco White	13 Foglia argento Silver leaf finish	13 Foglia argento Silver leaf finish	25 Inox spazzolato Brushed Stainless	14 Foglia oro Golden leaf finish	22 Foglia rame Copper leaf finish	13 Foglia argento Silver leaf finish



2084/L70

BRAGA

# TRUCIOLO



BASE

2084/L70

W 10 - Vac 230

Lm 700 - C 3.000°K

H 700 x Ø 80 mm

BASE Ø 180 mm

CON DIMMER / WITH DIMMER

10 Bianco White	10 Bianco White	21 Grigio tortora Dove grey	25 Inox spazzolato Brushed Stainless	23 Ruggine Rust	23 Ruggine Rust	24 Ferro Iron
10 Bianco White	13 Foglia argento Silver leaf finish	13 Foglia argento Silver leaf finish	25 Inox spazzolato Brushed Stainless	14 Foglia oro Golden leaf finish	22 Foglia rame Copper leaf finish	13 Foglia argento Silver leaf finish

CRI > 80

# Reed

372



2096/T

BRAGA LED

## REED



BASE

2096/T

W 30 - Vac 230

Lm 2.200 - C 3.000°K

L 2000 x Ø 150 mm

BASE 240 x 240 mm

CON DIMMER / WITH DIMMER

CRI > 80



373

10 Bianco White /	10 Bianco White /	21 Grigio tortora Dove grey /	23 Ruggine Rust /	23 Ruggine Rust /	24 Ferro Iron /
10 Bianco White	13 Foglia argento Silver leaf finish	13 Foglia argento Silver leaf finish	14 Foglia oro Golden leaf finish	22 Foglia rame Copper leaf finish	13 Foglia argento Silver leaf finish

# Cannula


374



2102/T

BRAGA

375



CANNULA

2103/T



2102/T

BRAGA

CANNULA



**2102/T**  
 1 x E27 PAR 38 LED  
 DIMMERABILE / DIMMABLE  
 H 1980 x Ø 150 mm  
 BASE 240 x 240 mm  
 CON DIMMER / WITH DIMMER



**2103/T**  
 W 30 - Vac 230  
 Lm 2.200 - C 3.000°K  
 H 1980 x Ø 150 mm  
 BASE 240 x 240 mm  
 CON DIMMER / WITH DIMMER  
 CRI > 80

<b>10</b> Bianco White	<b>10</b> Bianco White	<b>21</b> Grigio tortora Dove grey	<b>25</b> Inox spazzolato Brushed Stainless	<b>23</b> Ruggine Rust	<b>23</b> Ruggine Rust	<b>24</b> Ferro Iron
<b>10</b> Bianco White	<b>13</b> Foglia argento Silver leaf finish	<b>13</b> Foglia argento Silver leaf finish	<b>25</b> Inox spazzolato Brushed Stainless	<b>14</b> Foglia oro Golden leaf finish	<b>22</b> Foglia rame Copper leaf finish	<b>13</b> Foglia argento Silver leaf finish


Loto

378



2078/S

BRAGA LED



379

LOTO

2078/3



380

2078/PL

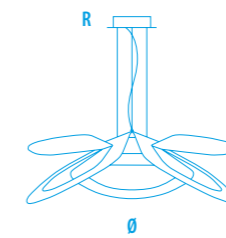
BRAGA LED

## LOTO LED



381

2078/3



**2078/S**

W 30 - Vac 230

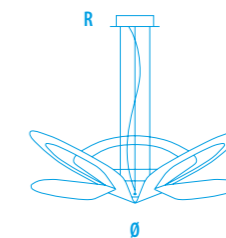
Lm 2.100 - C 3.000°K

H 250 x Ø 700 mm

L CAVI / CABLES 2.000 mm

R 175 X 50 mm

DIMMERABILE / DIMMABLE



**2078/3**

W 30 - Vac 230

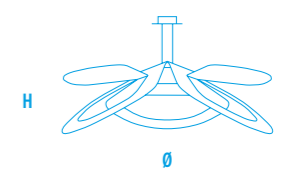
Lm 2.100 - C 3.000°K

H 250 x Ø 700 mm

L CAVI / CABLES 2.000 mm

R 175 X 50 mm

DIMMERABILE / DIMMABLE



**2078/PL**

W 30 - Vac 230

Lm 2.100 - C 3.000°K

H 350 x Ø 700 mm

DIMMERABILE / DIMMABLE

CRI > 80

DIMMERABILE / DIMMABLE  
Vai a pagina / Go to page 438

10

Bianco  
White



20

Corten  
Corten



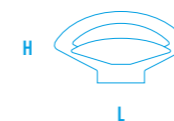
21

Grigio tortora  
Dove grey





LOTO



2078/A

W 16 - Vac 230

Lm 1.300 - C 3.000°K

L 360 x H 150 mm

SP 230 mm

DIMMERABILE / DIMMABLE

CRI > 80

DIMMERABILE / DIMMABLE  
Vai a pagina / Go to page 438

10  
Bianco  
White



13  
Foglia Argento  
Silver Leaf



14  
Foglia Oro  
Gold Leaf



20  
Corten  
Corten



21  
Grigio tortora  
Dove grey





# Volta



384




2010/A60

BRAGA LED



385



VOLTA

2010/A40



386

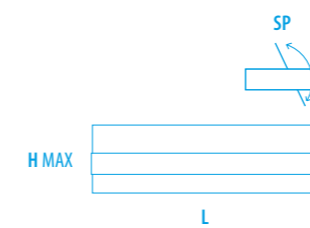
2010/A

BRAGA LED

VOLTA



387



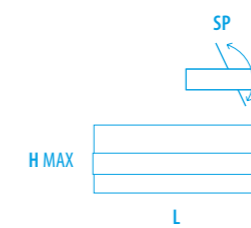
**2010/A60**

W 48 - Vac 230

Lm 3.600 - C 3.000°K

L 600 x H 55 x SP 140 mm

H MAX 120 mm



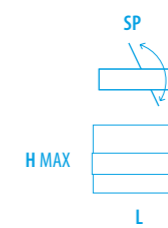
**2010/A40**

W 32 - Vac 230

Lm 2.400 - C 3.000°K

L 380 x H 55 x SP 140 mm

H MAX 120 mm



**2010/A**

W 16 - Vac 230

Lm 1.200 - C 3.000°K

L 160 x H 50 x SP 170 mm

H MAX 130 mm

CRI > 80

**DIFFUSORE / DIFFUSER**  
Vetro satinato  
Satin-finish glass

10  
Bianco  
White



11  
Cromo  
Chrome



13  
Foglia Argento  
Silver Leaf



14  
Foglia Oro  
Gold Leaf



15  
Grigio  
Grey



19  
Nero  
Black



21  
Grigio tortora  
Dove grey



# Cubo

388



2036/A

BRAGA LED



389

CUBO

2036/A2




390

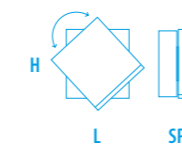
2036/A1

BRAGA LED

## CUBO



391



**2036/A1**

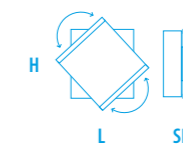
W 7,5 - Vac 230

Lm 500 - C 3.000°K

L 100 x 100 - SP 65 mm

DIMMERABILE / DIMMABLE

2036/A1-D4 Taglio di fase / Phase cut

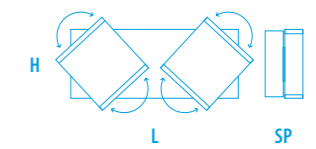


**2036/A**

W 15 - Vac 230

Lm 1.000 - C 3.000°K

L 100 x 100 - SP 65 mm



**2036/A2**

W 30 - Vac 230

Lm 2.000 - C 3.000°K

L 270 - SP 70 mm

H 110 mm

CRI > 80

**DIFFUSORE / DIFFUSER**  
Metacrilato satinato  
Satin-finish methacrylate

10  
Bianco  
White



13  
Foglia Argento  
Silver Leaf



14  
Foglia Oro  
Gold Leaf



10  
Bianco  
White



11  
Cromo  
Chrome



13  
Foglia Argento  
Silver Leaf



14  
Foglia Oro  
Gold Leaf



# Astro

392



2013/PL-4 + 2013/PL-1 + 2013/PL-2

BRAGA LED

## ASTRO



L

**2013/PL-1**

W 6,5 - Vac 230

Lm 500

M 2.700°K

C 3.000°K - W 4.000°K

L 160 x 160 mm

H 20 mm



2013/PL-1

393



L

**2013/PL-2**

W 13 - Vac 230

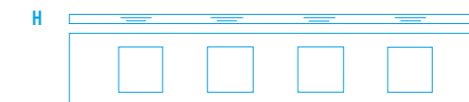
Lm 1.000

M 2.700°K

C 3.000°K - W 4.000°K

L 300 x 160 mm

H 20 mm



L

**2013/PL-4**

W 26 - Vac 230

Lm 2.000

M 2.700°K

C 3.000°K - W 4.000°K

L 900 x 160 mm

H 20 mm

10  
Bianco  
White



**DIFFUSORE / DIFFUSER**  
Vetro satinato / Satin-finish glass

# Square

394



2041/A



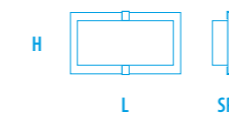
BRAGA LED

## SQUARE



395

2041/A1 + 2041/A



**2041/A**

W 13 - Vac 230

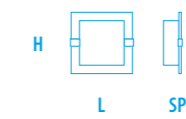
Lm 1.100

M 2.700°K

C 3.000°K - W 4.000°K

L 270 x H 160 mm

SP 35 mm



**2041/A1**

W 6,5 - Vac 230

Lm 500

M 2.700°K

C 3.000°K - W 4.000°K

L 160 x 160 mm

SP 40 mm

10  
Bianco  
White



**DIFFUSORE / DIFFUSER**  
Vetro satinato e bordo trasparente  
satin-finish glass and clear edges

# Glass LED



396

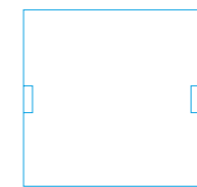
2081/PL40

BRAGA LED

## GLASS LED



397



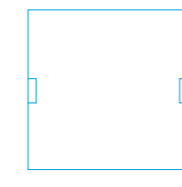
**2081/PL60**

W 43 - Vac 230

Lm 2.900 - C 3.000°K

L 600 x 600 mm  
SP 60 mm

DIMMERABILE / DIMMABLE



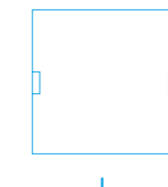
**2081/PL50**

W 30 - Vac 230

Lm 2.300 - C 3.000°K

L 500 x 500 mm  
SP 55 mm

DIMMERABILE / DIMMABLE



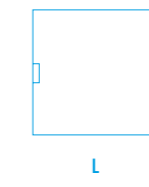
**2081/PL40**

W 20 - Vac 230

Lm 1.400 - C 3.000°K

L 400 x 400 mm  
SP 55 mm

DIMMERABILE / DIMMABLE



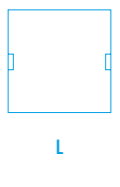
**2081/PL30**

W 17 - Vac 230

Lm 1.200 - C 3.000°K

L 300 x 300 mm  
SP 50 mm

DIMMERABILE / DIMMABLE



**2081/PL20**

W 10 - Vac 230

Lm 900 - C 3.000°K

L 230 x 230 mm  
SP 35 mm

DIMMERABILE / DIMMABLE

CRI > 80

DIFFUSORE / DIFFUSER

Vetro bianco / White glass

DIMMERABILE / DIMMABLE

Vai a pagina / Go to page 438


12

Nickel  
Nickel



# Virgola

398



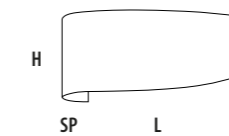
582/A

BRAGA


# VIRGOLA

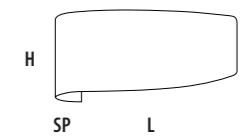


399




**582/A**

1 x max 70W E27   
o/or  
**LED**  
L 350 x H 150 mm  
SP 100 mm



**582/A-V**

1 x max 70W E27   
o/or  
**LED**  
L 350 x H 150 mm  
SP 100 mm

**10**  
Bianco  
White



**13**  
Foglia Argento  
Silver Leaf



**14**  
Foglia Oro  
Gold Leaf



**20**  
Corten  
Corten



**21**  
Grigio tortora  
Dove grey



**22**  
Foglia rame  
Copper leaf finish



**582/A-V-S**  
Vetro Satinato  
Satin-finish glass



**582/A-V-L**  
Vetro Lucido  
Polished glass





Queso

400



2094/S1

BRAGA LED



401

QUESO

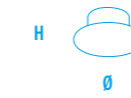


402

N°4 2094/SM + N°1 2094/R + N°4 2094/N

BRAGA LED

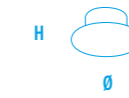
## QUESO



**2094/R6**

Ø 140 mm  
H 25 mm

Rosone per collegamento  
da 2 a 6 2094/SM  
*Rose for connection from  
2 to 6 2094/SM*



**2094/R12**

Ø 175 mm  
H 35 mm

Rosone per collegamento  
da 2 a 12 2094/SM  
*Rose for connection from  
2 to 12 2094/SM*



**2094/N**

Ø 20 mm  
H 15 mm



**2094/S1**

W 8 - Vac 230

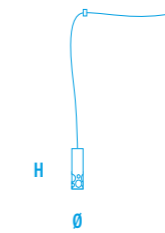
Lm 600 - C 3.000°K

Ø 55 mm

H 160 mm

L CAVO / CABLES 1.700 mm

DIMMERABILE / DIMMABLE



**2094/SM**

W 8 - Vac 230

Lm 600 - C 3.000°K

Ø 55 mm

H 160 mm

L CAVO / CABLES 1.700 mm

DIMMERABILE / DIMMABLE

CRI > 80

DIMMERABILE / DIMMABLE  
Vai a pagina / Go to page 438

10  
Bianco  
White

15  
Grigio  
Grey

20  
Corten  
Corten

21  
Grigio tortora  
Dove grey



403


# Edison

404



2113/SM


BRAGA LED



405

EDISON

2113/S1





408

2113/S1

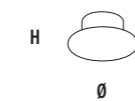
BRAGA LED

## EDISON



Rosso / Red 90    Arancio / Orange 91    Oro / Gold 92    Giallo / Yellow 93    Cipresso / Cypress 94    Moka / Moka 95    Zaffiro / Sapphire 96    Avorio / Ivory 97    Nero / Black 98

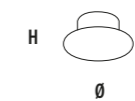
409



**2113/R6**

Ø 140 mm  
H 25 mm

Rosone per collegamento  
da 2 a 6 2113/SM  
Rose for connection from  
2 to 6 2113/SM



**2113/R12**

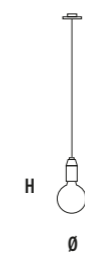
Ø 175 mm  
H 35 mm

Rosone per collegamento  
da 2 a 12 2113/SM  
Rose for connection from  
2 to 12 2113/SM




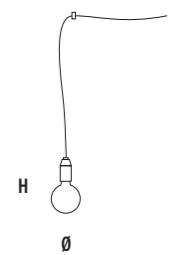
**2113/N**

Ø 20 mm  
H 15 mm




**2113/S1**

1 x max 70W E27   
o/or  
**LED**  
Ø 125 mm  
L CAVO / CABLE 2.000 mm



**2113/SM**

1 x max 70W E27   
o/or  
**LED**  
Ø 125 mm  
L CAVO / CABLE 2.000 mm

### ESEMPIO D'ORDINE / EXAPLE OF ORDER

#### ART. 2113/S1 90 B

90 = Colore cavo Cable color: Rosso Red

B = Colore componenti Components Colour: Bianco White

#### ART. 2113/S1 90 N

90 = Colore cavo Cable color: Rosso Red

N = Colore componenti Components Colour: Nero Black

**B**  
Bianco  
White



**N**  
Nero  
Black



# Orchestra

410

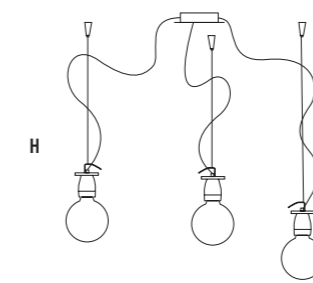


566/S-2

BRAGA

## ORCHESTRA

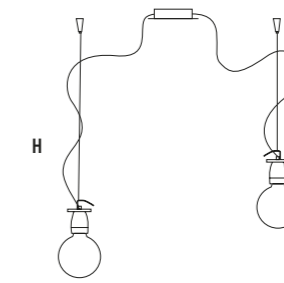
411



**566/S-3**

3 x max 70W E27  
o/for  
**LED**

H 1350 - Ø 120 mm



**566/S-2**

2 x max 70W E27  
o/for  
**LED**

H 1350 - Ø 120 mm



**566/S-1**

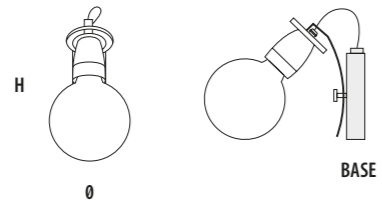
1 x max 100W E27  
o/for  
**LED**

H 1350 - Ø 120 mm

11  
Cromo  
Chrome



412



**566/A**

1 x max 70W E27   
o/for  
**LED**

**H1** 240 x Ø 120 mm  
**BASE** 130 x 150 → 20 mm

**11**  
Cromo  
Chrome



413

# Flexy

414



2028/A

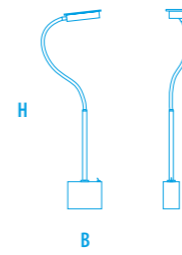
BRAGA LED

# FLEXY

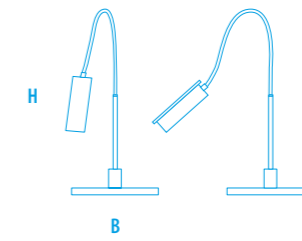


415

2028/L



**2028/A**  
W 3 - Vac 230  
Lm 300 - C 3.000°K  
H 630 mm  
B 80 x 65 x 25 mm



**2028/L**  
W 3 - Vac 230  
Lm 300 - C 3.000°K  
H 600 mm  
B 145 x 145 x 15 mm

11  
Cromo  
Chrome



CRI > 80



# Keplero 24 V

416

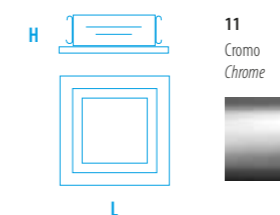


## KEPLERO 24 V

CRI > 80

**DIFFUSORE / DIFFUSER**  
Metacrilato satinato  
Satin-finish methacrylate

**INTERASSE CAVI** 105 mm  
**GAP BETWEEN CABLES** 105 mm



2023

W 8 - Vdc 24

Lm 800

C 3.000°K - W 4.000°K

L 120 x 120 mm

H 40 mm

## KEPLERO ACCESSORI 24 V

417



2022/M

Kit 2 morsetti per connessione cavo - trasformatore  
2 terminals for wire - transformer connection

Ø 6 mm

11  
Cromo  
Chrome



2022/C10 - 2022/C50

10 metri di CAVO NON ISOLATO  
50 metri di CAVO NON ISOLATO  
10 metres of NON-INSULATED WIR  
50 metres of NON-INSULATED WIR

Ø 6 mm

12  
Nickel  
Nickel



2022/TR 60

Trasformatore 60 W  
in 230 VAC-OUT 24 VDC

L 250 X 90 mm  
H 50 mm

10  
Bianco  
White



2022/TR 24

Trasformatore 150 W  
in 230 VAC-OUT 24 VDC

L 245 X 130 mm  
H 45 mm

10  
Bianco  
White



2022/P

Kit fissaggio parete - parete  
Wall-wall fixing kit

11  
Cromo  
Chrome



2022/D-S

Kit deviazione a soffitto  
Ceiling extension kit

Ø 20 mm  
H 160 mm

11  
Cromo  
Chrome



2022/ASC

Kit ausiliario sospensione cavo  
per lunghe tesate  
Support kit for extra-long  
wire systems

L 140 mm  
H MAX 1.300 mm

Policarbonato trasparente  
Transparent polycarbonate



# Bit 24 V

418

2075/1-37

2075/2-37

BRAGA LED

## BIT 24 V

419

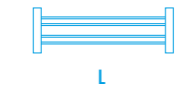


**2075/1-37**

**W 7 - Vdc 24**

**Lm 500**  
**C 3.000°K - W 4.000°K**

**L 370 x 140 mm**  
**H 25 mm**



**2075/2-37**

**W 14 - Vdc 24**

**Lm 1.000**  
**C 3.000°K - W 4.000°K**

**L 370 x 140 mm**  
**H 25 mm**

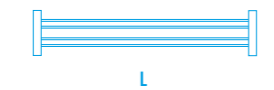


**2075/1-75**

**W 13 - Vdc 24**

**Lm 950**  
**C 3.000°K - W 4.000°K**

**L 750 x 140 mm**  
**H 25 mm**



**2075/2-75**

**W 26 - Vdc 24**

**Lm 1.900**  
**C 3.000°K - W 4.000°K**

**L 750 x 140 mm**  
**H 25 mm**

**CRI > 80**

**DIFFUSORE / DIFFUSER**  
Metacrilato opalino  
Opaline-finish methacrylate

**INTERASSE CAVI 105 mm**  
**GAP BETWEEN CABLES 105 mm**

**10**  
Bianco  
White



BIT ACCESSORI 24 V



**2022/ASC**

Kit ausiliario sospensione cavo per lunghe tesate

Support kit for extra-long wire systems

L 140 mm  
H MAX 1.300 mm

Pollicarbonato trasparente  
Transparent polycarbonate



**2022/C10 · 2022/C50**

10 metri di CAVO NON ISOLATO  
50 metri di CAVO NON ISOLATO  
10 metres of NON-INSULATED WIR  
50 metres of NON-INSULATED WIR

Ø 6 mm

12

Nickel  
Nickel



**2022/M**

Kit 2 morsetti per connessione cavo - trasformatore

2 terminals for wire - transformer connection

Ø 6 mm

11

Cromo  
Chrome



**2022/P**

Kit fissaggio parete - parete  
Wall-wall fixing kit

11

Cromo  
Chrome



**2022/D-5**

Kit deviazione a soffitto  
Ceiling extension kit

Ø 20 mm  
H 160 mm

11

Cromo  
Chrome



**2022/TR 24**

Trasformatore 150 W  
in 230 VAC-OUT 24 VDC

L 245 X 130 mm  
H 45 mm

10

Bianco  
White



**2022/TR 60**

Trasformatore 60 W  
in 230 VAC-OUT 24 VDC

L 250 X 90 mm  
H 50 mm

10

Bianco  
White



# Ufo 230 V

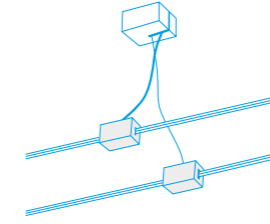
422



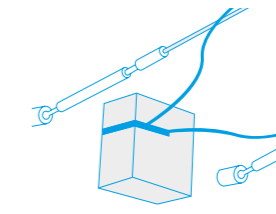
2046

BRAGA LED

## UFO ACCESSORI 230 V



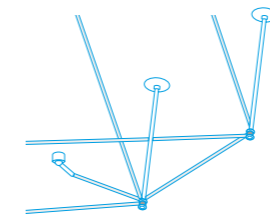
**2046/A-S**  
Alimentazione soffitto.  
Mains supply ceiling kit.




**2046/P**  
Kit fissaggio parete-parete e alimentazione.  
Wall-wall fixing kit with power supply box.



**2046/SL**  
Kit Sostegno cavo.  
Support cable kit.




**2046/R-A**  
Kit raccordo angolare a soffitto.  
A kit connection corner ceiling.



**2046/C-10**  
Cavo di sostegno più due conduttori 10 m.  
Supporting cable with two conductors 10 m.

**2046/C-20**  
20 m



**2046**

W 32 - Vac 230

Lm 1.800 (Down) 750 (Up)  
C 3.000°K - W 4.000°K

L 265 x 265 mm  
H 40 mm

INTERASSE CAVI 270 mm  
GAP BETWEEN CABLES 270 mm

10  
Bianco  
White



CRI > 80

423

# Orione

424

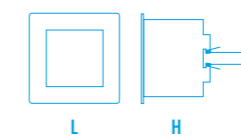


2000

BRAGA LED

## ORIONE

425



**2000**

1 x max 50 W GU10 

o/or

**LED**

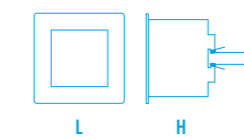
**Vac 230**

**L 90 x 90 mm**

**H 80 mm**



**FORO 80 x 70 mm**



**2001**

**W 8 - Vac 230**

**Lm 650 - C 3.000°K**

**L 90 x 90 mm**

**H 80 mm**



**FORO 80 x 70 mm**

**DIMMERABILE / DIMMABLE**

**CRI > 80**

**CRI > 80**

**DIFFUSORE / DIFFUSER**

Metacrilato opalino

Opaline-finish methacrylate

**DIMMERABILE / DIMMABLE**

Vai a pagina / Go to page 438

**10**

Bianco

White



**11**

Cromo

Chrome



**12**

Nichel

Nickel





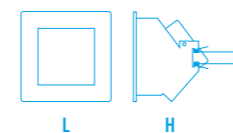
426

2003

BRAGA LED

## ORIONE

427



**2003**

W 2 - Vac 230


Lm 160 - C 3.000°K

Lm 230 - N 5.000°K

L 90 x 90 mm

H 80 mm

 **FORO** 80 x 70 mm



**CONTROCASSA / OUTERCASING**

**2003/CS**

L 120 x 150 mm

H 80 mm

**CRI > 80**

**DIFFUSORE / DIFFUSER**  
Vetro satinato  
Satin-finish glass

**10**  
Bianco  
White




**11**  
Cromo  
Chrome



**12**  
Nickel  
Nickel





## Colori / Colors

## Colori / Colors




**10**  
Bianco / *White*



**11**  
Cromo / *Chrome*



**12**  
Nickel / *Nickel*



**13**  
Foglia argento / *Silver leaf finish*



**14**  
Foglia Oro / *Gold Leaf*



**15**  
Grigio / *Gray*



**19**  
Nero / *Black*



**20**  
Corten / *Corten*



**21**  
Grigio tortora / *Dove grey*



**22**  
Foglia rame / *Copper leaf finish*



**23**  
Ruggine / *Rust*



**24**  
Ferro / *Iron*



**26**  
Inox / *Inox*



**27**  
Ossidato / *Oxydized*



**28**  
Oro / *Gold*



**29**  
Alluminio Spazzolato / *Brushed Aluminum*



**30**  
Gunmetal



**31**  
Rosé Spazzolato / *Brushed Rosé*



**32**  
Bronzo Spazzolato / *Brushed Bronze*



**33**  
Oro Spazzolato / *Brushed Gold*

# Rosoni / Canopy

PER ARTICOLI / FOR ARTICLES 2087/S1-9 - 2094/SM - 2108/SM - 2113/SM



2147/150

L 1.500  
L2 30 mm  
H 47 mm

Numero di fori per sospensioni su richiesta / Number of holes for pendants on request



2147/50

L 500 mm  
L2 30 mm  
H 47 mm

2147/100

L 1.000 mm  
L2 30 mm  
H 47 mm

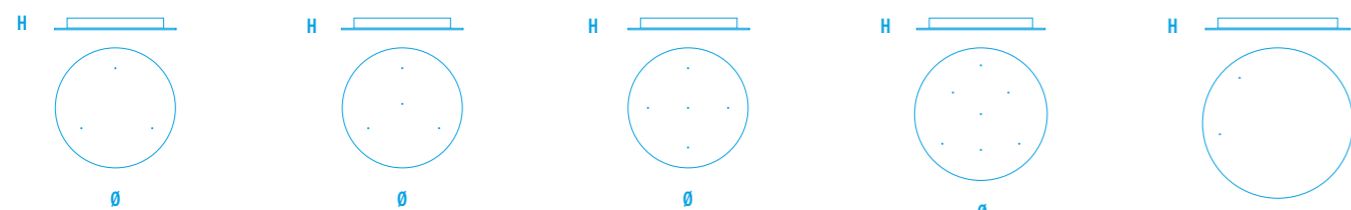
2147/200

L 2.000 mm  
L2 30 mm  
H 47 mm

2147/250

L 2.500 mm  
L2 30 mm  
H 47 mm

430



2146/PL3

Ø 440 mm  
H 60 mm

2146/PL4

Ø 440 mm  
H 60 mm

2146/PL5

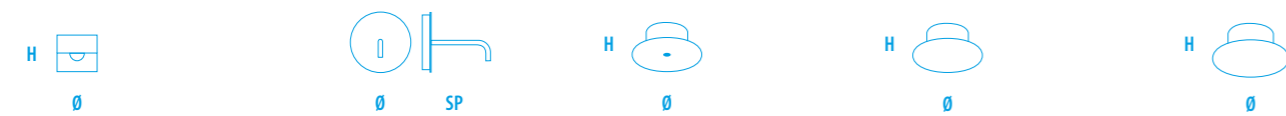
Ø 440 mm  
H 60 mm

2146/PL7

Ø 560 mm  
H 60 mm

2146/PL11

Ø 700 mm  
H 60 mm



2146/N

Ø 20 mm  
H 15 mm

2146/A

Ø 120 mm  
SP 150 mm

2146/R1

Ø 150 mm  
H 30 mm

2146/R6

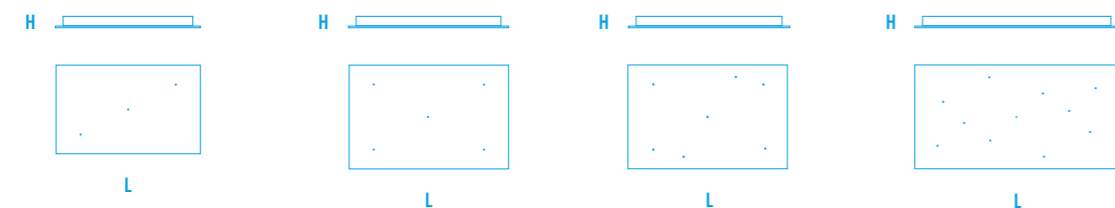
Ø 140 mm  
H 30 mm

2146/R12

Ø 175 mm  
H 30 mm

Rosone per collegamento da 2 a 6  
Canopy for connection from 2 to 6

Rosone per collegamento da 2 a 12  
Canopy for connection from 2 to 12



2145/PL50/3

L 530 x 300 mm  
H 45 mm

2145/PL80/5

L 800 x 500 mm  
H 45 mm

2145/PL80/7

L 800 x 500 mm  
H 45 mm

2145/PL110/11

L 1.100 x 500 mm  
H 45 mm

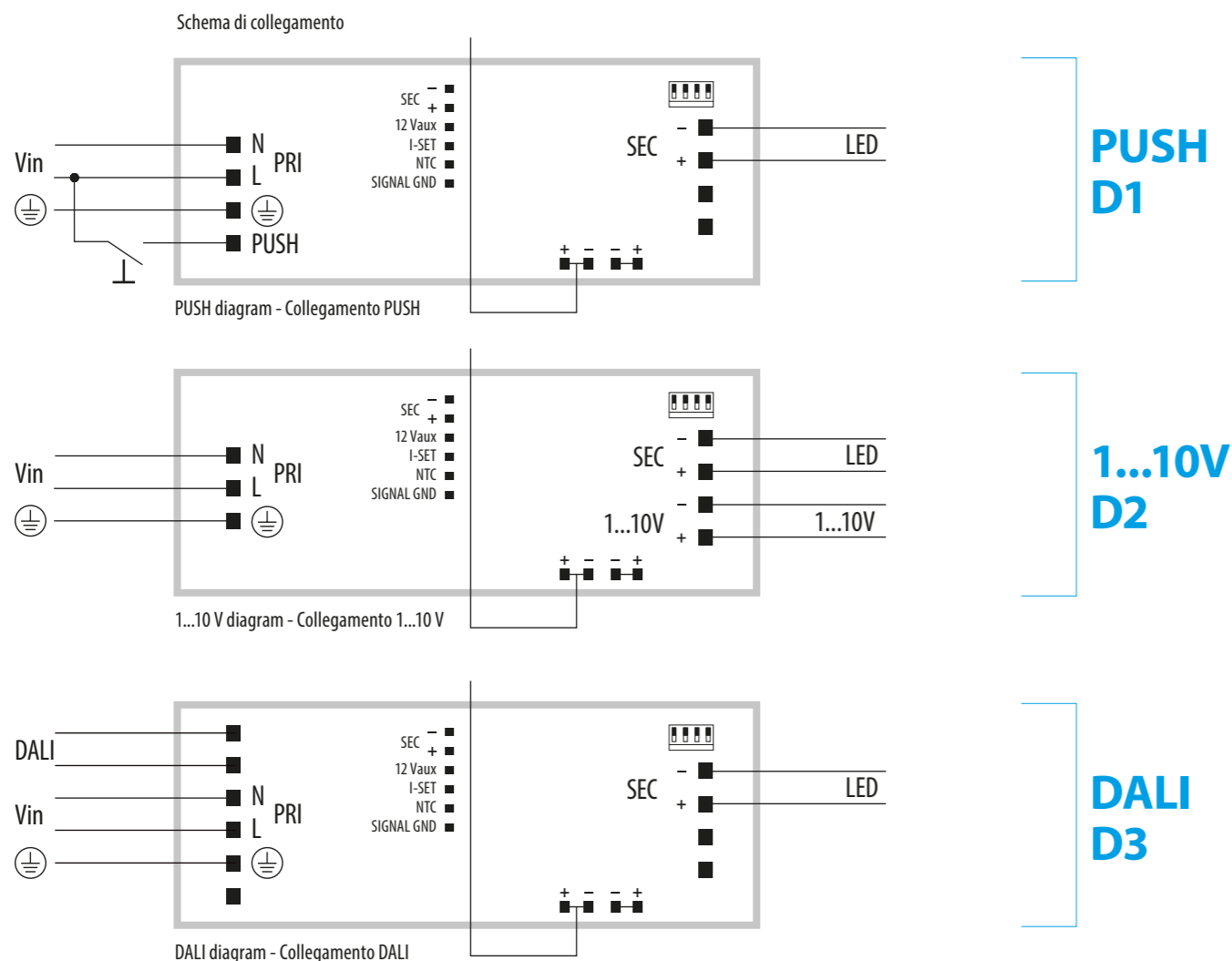


431



# D1-D2-D3

## DIMMERABILE / DIMMABLE

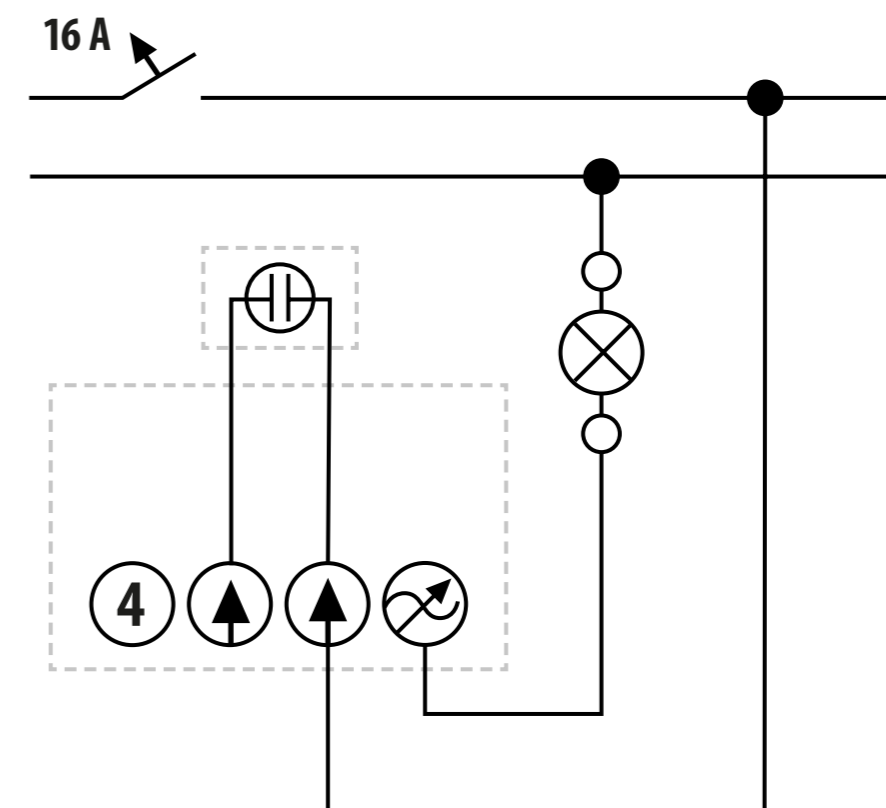


432

# D4

## DIMMERABILE / DIMMABLE

### TAGLIO DI FASE / PHASE CUT



433

#### Modalità di funzionamento

- Regolazione della luminosità 0/0,5 - 100 % mediante funzione PUSH, interfaccia 1...10 V (I=1 mA) o potenziometro da 100 Kohm e DALI.
- Caratteristiche della regolazione DALI:
  - funzione di memoria per scenari o gruppi luminosi;
  - richiamo di funzioni memorizzate;
  - compatibilità con interfacce DALI standard.
- Regolazione della luminosità 0/0,5 - 100 % mediante la funzione PUSH (tensione di rete):
  - una pressione breve per accendere e spegnere;
  - una pressione prolungata per aumentare o diminuire l'intensità luminosa;
  - la regolazione si ferma automaticamente ai valori minimi e massimi;
  - per un nuovo comando accensione, regolazione o spegnimento, rilasciare il pulsante e dare nuovamente il comando desiderato.
- La lunghezza massima del cavo, dal pulsante all'ultimo trasformatore, deve essere max. 15 m / 49 ft. In caso di applicazioni dove il cavo superi i 15 m / 49 ft, tenere lo stesso separato dal cavo di rete 110 - 240 Volt.
- ATTENZIONE: usare solo pulsanti di tipo normalmente aperto privi di spia luminosa incorporata.
- Provvisto di morsetto specifico per la regolazione collegando un potenziometro elettronico 1...10 Vdc (dimmerazione locale 1...10 V, per connessioni esterne all'apparecchio garantire il doppio isolamento).

#### Operation Mode

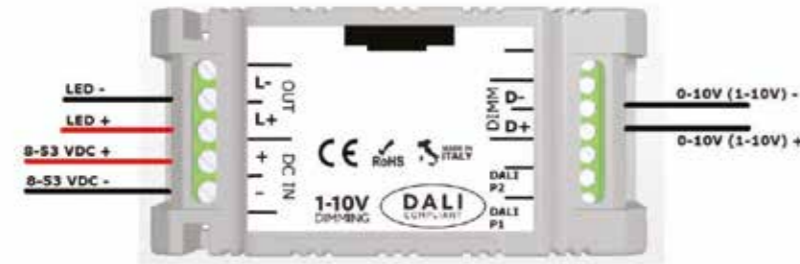
- Light regulation 0/0,5 - 100 % by means of PUSH function, 1...10 V interface (I=1 mA) or 100 Kohm potentiometer and DALI.
- Features DALI dimming:
- memory function for sets or light groups;
  - recall of stored functions;
  - compatible with standard DALI interfaces.
- Light regulation 0/0,5 - 100 % by means of PUSH function (mains voltage):
- a short push to turn on and off;
  - a longer push to increase or decrease light intensity;
  - regulation automatically stops at minimum and maximum values;
  - for another on, regulation or off command, release the push button and give the desired command again.
- Maximum length of the cable, from push button to last driver, must be max. 15 m / 49 ft. In case of applications where the cable is longer than 15 m / 49 ft, keep this separate from the 110 - 240 Volt mains cable.
- ATTENTION: only use normally open push buttons with no incorporated warning light.
- Specific dimming terminal connection with a 1...10 Vdc electronic potentiometer (1...10 V local dimming, double insulation required for external connection).

# D6


DIMMERABILE / DIMMABLE

1-10V - DALI - PUSH - Bluetooth

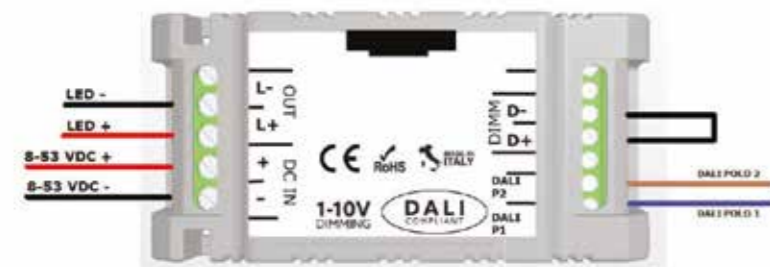
## Modalità 0-10V/1-10V PASSIVO



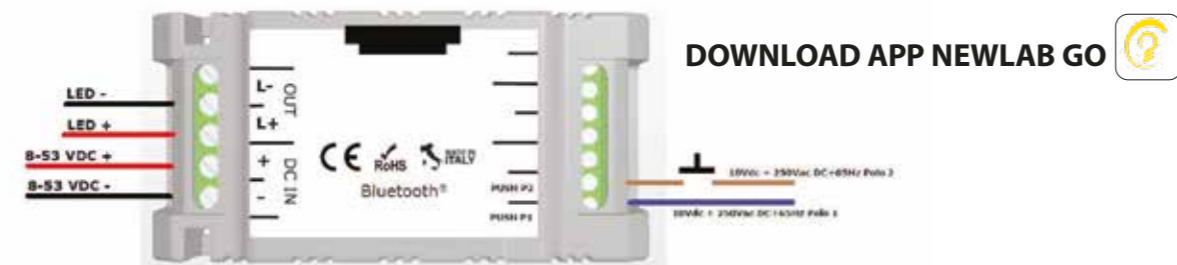
## Modalità PUSH



## Modalità DALI



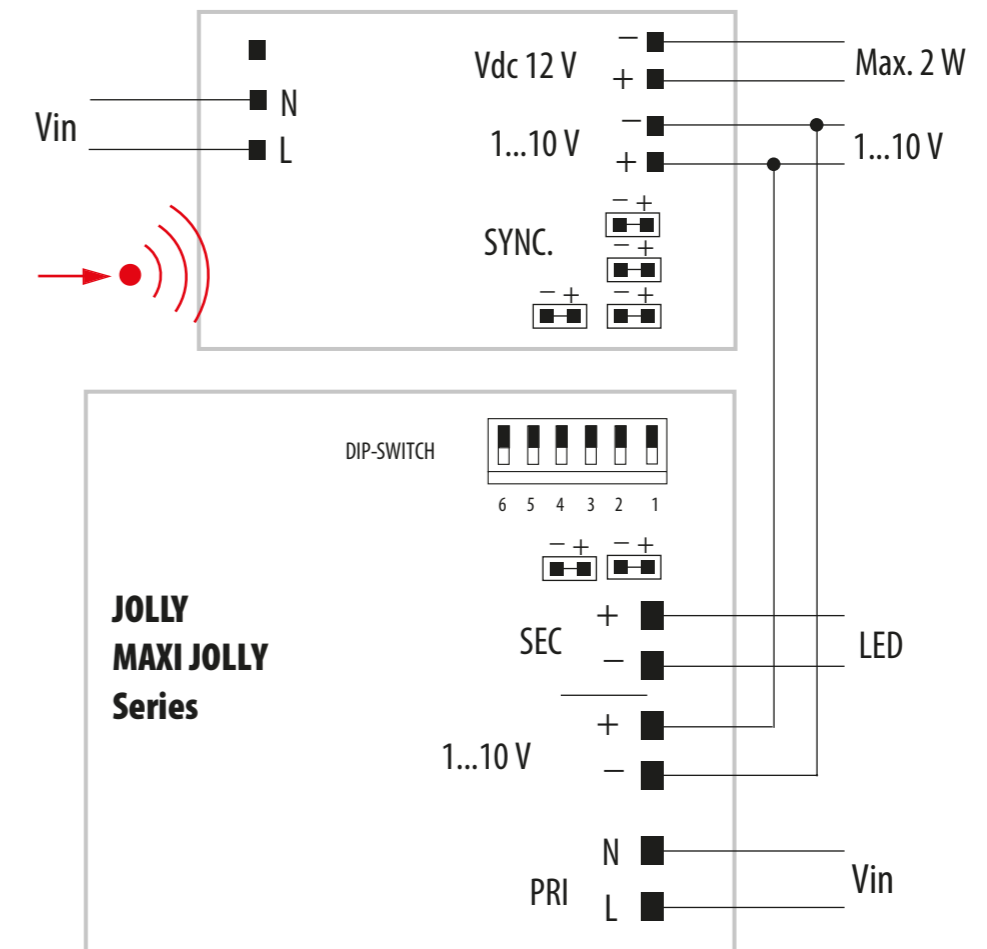
## Modalità BLUETOOTH + PUSH



434

# D7

DIMMERABILE / DIMMABLE



435

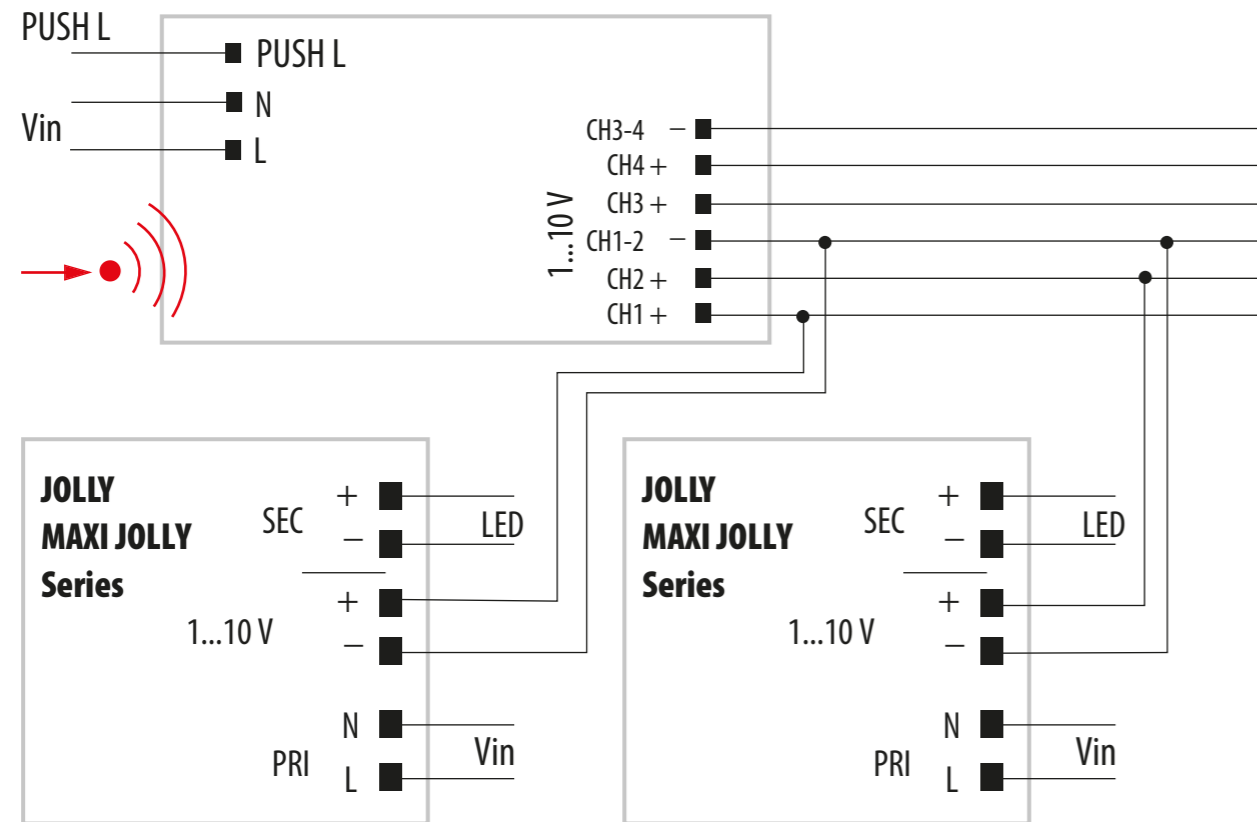
Funziona con / It works with:  
Alexa, Google Home, Philips Hue dimmer switch

# D8

DIMMERABILE / DIMMABLE

DOWNLOAD APP

# CASAMBI




TW 1...10 V diagram - Collegamento TW 1...10 V

436

# D9

DIMMERABILE / DIMMABLE

Modalità PUSH BIANCO DINAMICO + BLUETOOTH (Default)



L'ingresso PUSH1 controlla la temperatura colore  
L'ingresso PUSH2 controlla l'intensità

### Funzionamento interfaccia PUSH 2

**Singolo Click (pressione rapida (<1sec))**

- Accende o spegne l'output (ON/OFF).

**Doppio Click (pressione rapida (<1sec))**

- Imposta massima luminosità (output= 100%)

**Long Press (pressione prolungata (>1sec))**

- Se il dimmer è in stato di OFF, imposta l'output al valore di minimo (default= 1%)

- Se il dimmer è in stato di ON, la pressione prolungata permette il dimming dell'output (salita/discesa).

### Funzionamento interfaccia PUSH 1

**Long Press (pressione prolungata (>1sec))**

- Cambio temperatura colore ( esempio Caldo -> Freddo e Freddo -> Caldo)

PUSH1 input drive the colore temperature.

PUSH2 input drive the intensity.

### PUSH 2 interface operation

**Single Click (rapid press (<1sec))**

- Turns on or off the output (ON/OFF).

**Double Click (rapid press (<1sec))**

- Sets maximum brightness (output= 100%)

**Long Press (long press (>1sec))**

- If the dimmer is in OFF position, it sets the output to the minimum value (default= 1%)

- If the dimmer is in ON position, the long press enables the output dimming (up/down).

### PUSH 1 interface operation


**Long Press (long press (>1sec))**

- Change color temperature ( example Hot -> Cold e Cold -> Hot)

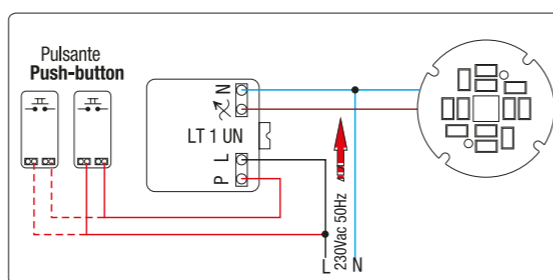
437

# DIMMERABILE / DIMMABLE

## 1° OPZIONE/OPTION



### Schemi di collegamento - Wiring diagrams



Regolatore da incasso universale con comando a pulsante separato LT 1 UN è in grado di comandare:

- Lampadine a incandescenza e alogene
- Lampadine a LED dimmerabili
- Moduli Acrich - Acrich 2
- Lampade fluorescenti dimmerabili

L'accensione e lo spegnimento avvengono per mezzo di una breve pressione (inferiore a 0,3 sec.) su un pulsante (non utilizzare pulsanti con spia luminosa incorporata). Per ottenere la regolazione dell'intensità luminosa premere il pulsante fino al raggiungimento dell'intensità desiderata, a livello raggiunto interrompere la pressione. Qualora si desideri invertire il senso di regolazione, interrompere la pressione e ripristinarla. Allo spegnimento il livello viene memorizzato, salvo interruzioni di rete. Il comando a pulsante, offre anche la possibilità di abbinare ricevitori infrarosso e/o onde radio per ottenere un comando a distanza.

*Universal recessed dimmer with separate push-button control*  
 LT 1 UN can control:

- Incandescent and halogen lamps
- Dimmable LED lamps
- Acrich LED modules - Acrich 2 LED modules
- Dimmable fluorescent lamps

*The switching on and off takes place by means of a short touch/press (less than 0,3 seconds) of a push-button (do not use buttons with incorporated indicator light). To achieve the light intensity adjustment, press the push-button until the desired intensity level is reached; once this intensity is reached, stop pressing. If the regulation direction needs to be changed, interrupt the contact and reset the direction. The regulation level is memorised at switch-off, unless the network is interrupted.*

**Selezione del tipo di carico**  
 LT 1 UN è in grado di adattarsi a qualunque tipo di carico impostando tramite dip-switch (posti nella parte posteriore) il funzionamento desiderato. La selezione deve essere effettuata in assenza di tensione di rete.

**Caratteristiche Tecniche**

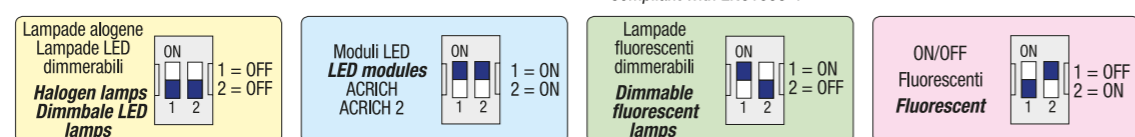
- Assenza di ronzio acustico
- Collegamento con morsetteria
- Grado di protezione IP00
- Potenza dissipata 2W/A
- Conforme EN61058-1

*The push-button control also offers the possibility to combine infra-red receivers and/or radio waves obtaining remote control.*

**Selection of the type of load**  
 LT 1 UN is able to adapt to any type of load by setting, with the dip-switches (placed in the back), the desired function.

**Technical features**

- No acoustic buzzing
- Connection to a pole terminal board
- IP00 protection degree
- 2W/A dissipated power
- Compliant with EN61058-1



Selezione Dip-Switch - Dip-Switch selection

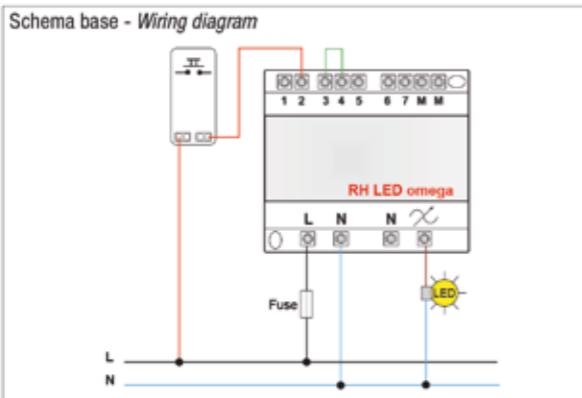


Adatto per installazione in scatola di derivazione o in scatola 503  
 Suitable for installation in junction box or in box type 503

## 2° OPZIONE/OPTION




W	V	Hz	Mod	PCS	CCM cm³
10÷400 - max 40 lampadine LED/LED lamps	220-240	50	4 DIN NO SI	1	589,05
25÷600 - HALO lamps	220-240	50	4 DIN NO SI	1	589,05



Nell'installazione bisogna prevedere sempre uno spazio d'aria libera pari a 36 mm (2 moduli DIN) tra un'apparecchiatura e l'altra.  
 When installing, always provide free air space of at least 36mm (2 DIN modules) between one unit and the next.

Varialuce per barra DIN. La regolazione avviene per mezzo di pulsanti NA (non a corredo). RH LED è realizzato con tecnologia IGBT, adatto alla regolazione di lampade alogene e lampade LED dimmerabili, è dotato inoltre di soft-start, e protezioni; termica - sovraccarico e corto circuito.  
 Dimmer for DIN track. Apparatuses regulated by NO push-button switches (not supplied). The RH LED has been developed with IGBT technology, suitable for halogen lamps and dimmable LED lamps. It also equipped with Soft-Start, thermal, over load and short circuit protection.  
 Trailing edge technology (IGBT)

## 3° OPZIONE/OPTION



Art.	Serie	W	Vac	Hz
1	DIMLED 34 DSL	International	4÷100 (max 5 Acrich mod. - max 5 lamp)	230 50
2	DIMLED 34 DLT	Light	4÷100 (max 5 Acrich mod. - max 5 lamp)	230 50
3	DIMLED 34 DTC	Light Tech	4÷100 (max 5 Acrich mod. - max 5 lamp)	230 50
4	DIMLED 34 DVP	Vimar Plana	4÷100 (max 5 Acrich mod. - max 5 lamp)	230 50
5	DIMLED 34 DAX B	Axolute	4÷100 (max 5 Acrich mod. - max 5 lamp)	230 50
6	DIMLED 34 DEK A	Eikon	4÷100 (max 5 Acrich mod. - max 5 lamp)	230 50
7	DIMLED 34 DAX S	Silver Axolute	4÷100 (max 5 Acrich mod. - max 5 lamp)	230 50
8	DIMLED 34 DEK S	Eikon Next	4÷100 (max 5 Acrich mod. - max 5 lamp)	230 50
9	DIMLED 65 DAK	Ø 65mm	4÷100 (max 5 Acrich mod. - max 5 lamp)	230 50



**Varialuce rotativo da incasso adatto alla regolazione di:**

- Lampadine a LED dimmerabili Acrich
- Moduli Acrich - Acrich 2

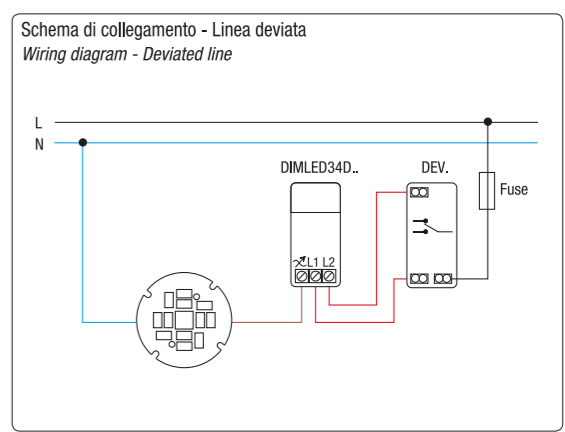
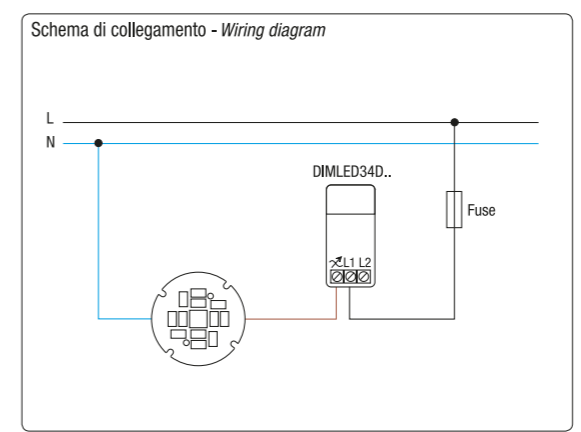
La potenza applicabile è pari a un minimo di 4W e un massimo di 100W. Comando diretto mediante deviatore a pressione e regolazione mediante rotazione della manopola stessa; accensione e spegnimento mediante pressione della manopola.  
 DIMLED... è un dimmer di ultima generazione che sfrutta le più recenti tecnologie del microprocessore.

**Built-in rotary dimmer with built in way control for:**

- Dimmable LED lamps Acrich
- Acrich LED modules - Acrich 2 LED modules modular series.

The minimum power is 4W and maximum is 100W. Direct command through deviator by pressure and regulation through rotation of the same handle grip; lighting and turning off through pressure of the handle grip.  
 DIMLED... a latest-generation dimmer which exploits the most recent micro-processor technology.

### Schemi di collegamento - Wiring diagrams



## 4° OPZIONE/OPTION



BUSCH JAEGER 6523U



Il marchio CE è un marchio europeo di garanzia che, rilasciato dopo una serie di rigorosi test di controllo, certifica la qualità del prodotto e la sua rispondenza ai parametri di sicurezza previsti dalle normative CE.

*The CE mark is a European guarantee mark, issued after a series of strict tests, which certifies product quality and its compliance with the safety standards envisaged by EEC regulations.*



Grado di protezione contro corpi solidi o liquidi.  
*Index protection.*



Apparecchi di illuminazione nei quali le eccessive temperature che possono verificarsi in un componente a causa di un guasto, non devono surriscaldare il piano d'appoggio.  
*Luminaires in which the excessive temperatures which may arise due to failure of a component shall not overheat the mounting surface.*



APPARECCHIO IN CLASSE II

Apparecchiature provviste di isolamento doppio o rinforzato e non aventi nessun dispositivo di collegamento a un conduttore di protezione.

*CLASSE II LUMINAIRES*

*Luminaires supplied with double insulation and having no device for electrical bonding.*



APPARECCHIO IN CLASSE I - Apparecchiature provviste di isolamento semplice: è richiesta la messa a terra di protezione.

*CLASSE I LUMINAIRES - Luminaires supplied with single insulation: protective grounding is required.*

BRAGA si riserva il diritto di apportare modifiche alle proprie collezioni, in qualunque momento e senza preavviso.

*Braga reserves the right to modify our collections at any time it deems appropriate and without giving prior notice.*



**BRAGA**  
I L L U M I N A Z I O N E

BRAGA F.LLI s.n.c.  
Via Soniga, 7  
I-25080 Nuvolento  
Brescia - Italy  
P.Iva/CF IT 00737770172

**UFFICIO VENDITE ITALIA**

Tel. +39 - 030 691 775  
Fax +39 - 030 691 296

[info@fratellibraga.it](mailto:info@fratellibraga.it)

**EXPORT SALES DPT.**

Tel. +39 - 030 691 775  
Fax +39 - 030 691 296  
Cell. +39 - 388 974 8282

[export@fratellibraga.it](mailto:export@fratellibraga.it)

[www.fratellibraga.it](http://www.fratellibraga.it)

Realized by  
**studiopointer.com**  
© 09/2020

Printed in Italy by  
**EUROTEAM**